

# 彩色钢板门窗

陕02J06-5

陕西省建设厅  
陕西省建筑标准设计办公室  
梁晓农 刘大鵬  
高小平 金兴实 白素娟 高维鹏

# 彩色钢板门窗

批准部门：陕西省建设厅

批准文号：陕建函[2003]20号

主编单位：陕西省建筑标准设计办公室

图集号：陕02J06-5

实行日期：2003年3月1日

单位负责人：高小平  
技术负责人：金兴实  
技术审定人：白素娟 高维鹏  
设计负责人：梁晓农 刘大鵬

## 目 录

|                      |    |                |    |
|----------------------|----|----------------|----|
| 目录                   | 1  | 平开半玻门（双玻）节点详图  | 18 |
| 总说明                  | 3  | 平开复合节能门节点详图    | 19 |
| 型材截面表                | 7  | 平开普通门节点详图      | 20 |
| 玻璃压条、密封条截面表          | 9  | 平开纱门节点详图       | 21 |
| 彩色钢板门                |    | 全玻门推拉门选用表      | 22 |
| 说明                   | 10 | 半玻门推拉门选用表      | 23 |
| 平开全玻门（单玻、双玻）选用表（一～二） | 11 | 全玻门推拉节点详图（一～四） | 24 |
| 平开半玻门（单玻、双玻）选用表      | 13 | 半玻门推拉节点详图（一～二） | 28 |
| 平开全玻门（单玻）节点详图        | 15 | 附纱推拉门节点详图      | 30 |
| 平开全玻门（双玻）节点详图        | 16 | 平开门连窗选用表       | 31 |
| 平开半玻门（单玻）节点详图        | 17 | 平开门连推拉窗选用表     | 32 |
|                      |    | 平开门连窗拼接节点详图    | 33 |

目 录

图集号 陕02J 06-5  
页 号 1

地弹簧门节点详图.....36

## 彩色钢板窗

说明.....39

固定窗选用表.....40

平开窗（单玻）选用表（一～二）.....41

平开窗（双玻）选用表.....43

组合平开窗选用表.....44

固定窗、平开窗（单玻）节点详图.....46

平开窗（单玻）节点详图.....47

平开窗（双玻）节点详图.....48

平开窗纱扇节点详图.....49

组合平开窗拼接节点详图.....50

推拉窗选用表（一～四）.....51

组合推拉窗选用表（一～二）.....55

推拉窗节点详图（一～四）.....57

附纱推拉节点详图.....61

组合推拉窗拼接节点详图.....62

带附框平开、推拉窗节点详图.....63

## 门窗安装节点详图

平开门、窗安装节点详图.....32

平开门连窗拼接节点详图.....33

附录3：厂家及产品简介

总 说 明

一、编制依据

- 1. GB5824—86《建筑门窗洞口尺寸系列》
- 2. GB50096-1999《住宅设计规范》
- 3. GB50210《建筑装饰装修工程质量验收规范》
- 4. GB/T12754-91《彩色涂层钢板及钢带》
- 5. DBJ24-8-97《民用建筑节能设计标准陕西省实施细则》

二、适用范围

主要适用于各类工业及民用建筑以及有保温节能要求的建筑工程。

三、材料性能

型材原材料采用建筑门窗外用彩色涂层钢板。涂料种类为外用聚酯，基材类型为镀锌平整钢带（锌层双面厚 180g~220g/m<sup>2</sup>），其中技术要求应符合 GB/T12754-91 中的有关规定。原材料经纵剪机连续分条，多辊液压自动轧制机一次成型。

门窗外用彩色涂层钢板是镀锌钢板经脱脂化学辊涂预处理后，涂底漆、面漆、罩光漆，漆层与基板结合牢固，经 180° 折弯，锌层无脱落起皱现象，色泽鲜明，表面平滑，防腐防锈性能好。

四、特点及性能

- 1. 门窗框、扇均采用各种钢插接件组装、螺钉固定、施工方便、整体性好、不易变形。
- 2. 门窗玻璃采用专用橡胶密封条嵌装，玻璃厚度为 4~6mm，扇与扇、扇与框间采用橡胶条密封。
- 3. 门窗五金件均采用锌基合金压铸件及钢质冲压件，表面进行镀铬或烤漆处理，强度高、造型独特美观、经济耐用。
- 4. 颜色有红、绿、乳白、茶、海兰等。
- 5. 主要物理性能

主要物理性能

表一

| 物理性能                       |    | 平开门窗                    | 推拉门窗                    |
|----------------------------|----|-------------------------|-------------------------|
| 抗风压性能                      |    | 3500Pa                  | 3000Pa                  |
| 空气渗透性能                     |    | 1.5m <sup>3</sup> /m·h  | 2.5m <sup>3</sup> /m·h  |
| 雨水渗透性能                     |    | 250Pa                   | 150Pa                   |
| 空气隔声性能                     |    | >30dB                   | >25dB                   |
| 保温性能<br>(K <sub>0</sub> 值) | 单玻 | 6.36W/m <sup>2</sup> ·K | 6.21W/m <sup>2</sup> ·K |
|                            | 双玻 | 3.75W/m <sup>2</sup> ·K | 5.23W/m <sup>2</sup> ·K |

## 表二

## 六、设计选用

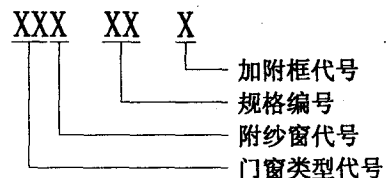
里

外 外

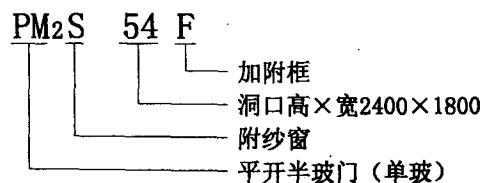
里

2. 选用表中门窗框口尺寸均以普通粉刷为例确定。

### 3. 标注方式:



示例：



### 七、装配要求

1. 门窗下料榫口均应喷涂与型材颜色相同的涂料防腐。
2. 门窗构件应连接牢固，在中横框与下框应设排水孔。
3. 门窗框、扇四角交角处缝隙不大于 0.5mm，交角同一平面高低差不应大于 0.3mm，平开窗组合处缝隙用密封膏密封严密，不应出现透光，四角组装牢固，不应有松动、锤迹、破裂及加工变形等缺陷。
4. 门窗装饰表面涂层不应有明显脱漆、裂纹，每樘门窗装饰表面涂层局部擦伤、划伤等应符合表三规定。

每樘门窗装饰表面涂层局部擦伤、划伤等级规定表三

| 项目                        | 等 级     |         |
|---------------------------|---------|---------|
|                           | 优等      | 合格      |
| 擦伤、划伤深度                   | 不大于面漆厚度 | 不大于面漆厚度 |
| 擦伤总面积 (mm <sup>2</sup> )  | ≤500    | ≤1000   |
| 每处擦伤面积 (mm <sup>2</sup> ) | ≤100    | ≤150    |
| 划伤总长度 (mm)                | ≤100    | ≤150    |

注：有以上缺陷时，必须用与装饰饰面层涂料颜色相同的涂料喷涂修补。

5. 相邻门窗及其构件漆膜不应有明显色差。

6. 门窗橡胶密封条安装后应接头严密、表面平整、玻璃密封条无咬边。

### 八、运输储存

#### 1. 运输：

产品应用无腐蚀作用的材料进行包装，并应用包装箱运输。包装箱应具有足够强度，并有防雨措施，箱内产品应垂直立放，并保证其相互间不发生碰撞。产品出厂必须有产品检验合格证。

#### 2. 储存：

产品应存放于干燥通风的库房内，露天存放应加篷布保护，并应用木块垫高 100mm 以上，箱体堆放高度一般不超过两箱。

### 九、安装

1. 门窗框安装必须采用预留洞口的方法，严禁采用边安装边砌口或先安装后砌口。

2. 门窗框应在洞口粉刷打底后安装，密封膏嵌缝，最后作粉刷面层。

3. 带附框的平开门窗，应先安装附框，再进行室内外装修，最后将门窗框与附框连接。

4. 不同饰面材料对洞口与门窗框间的缝隙要求应符合表四规定，门窗生产厂家应按照工程设计的不同饰面材料调整门窗的构造尺寸。

不同饰面材料对洞口与门窗框间的缝隙要求

表四

| 饰面材料    | 普通粉刷 | 贴面砖 | 挂石料     |
|---------|------|-----|---------|
| 缝隙 (mm) | 18   | 25  | 按具体工程调整 |

5. 墙体与门窗的连接方式

- 预埋件连接： 适用于钢筋混凝土结构
- 金属膨胀螺栓连接： 适用于钢筋混凝土结构，烧结普通砖、P 型烧结多孔砖砌体结构
- 射钉连接： 适用于钢筋混凝土结构

7. 当墙体结构为轻型墙体材料或门窗安装方式有特殊要求时，由用户和生产厂家另行商议。

8. 门窗洞口的抹灰工程及滴水线（槽）等应按 GB50210《建筑装饰装修工程质量验收规范》的规定施工。

十、门窗安装质量的允许偏差，见表五。

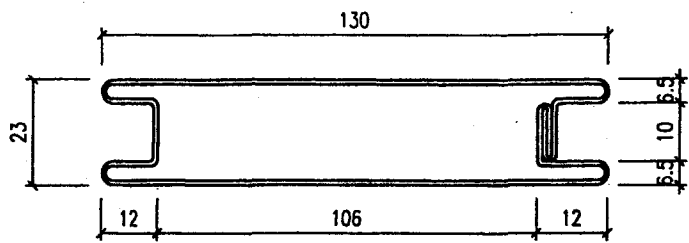
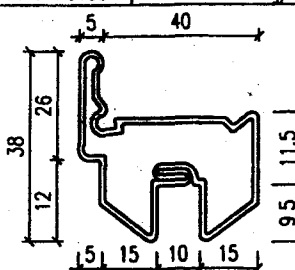
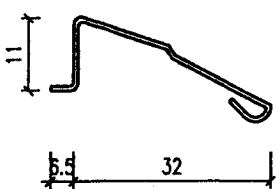
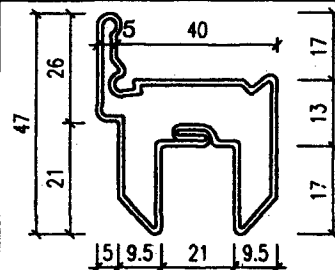
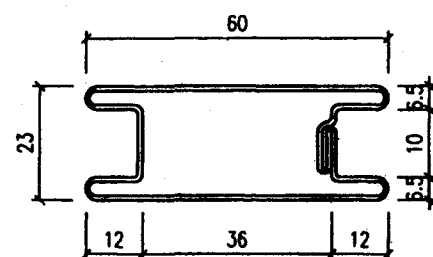
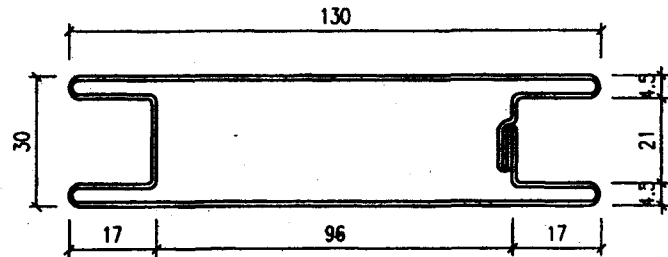
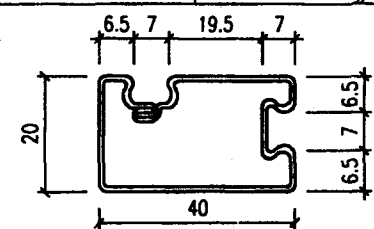
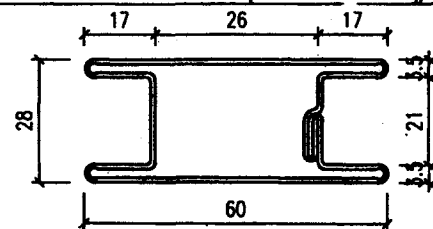
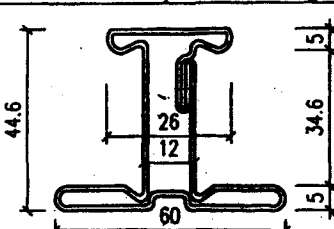
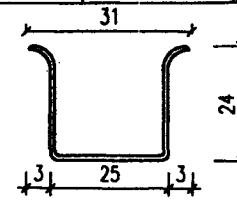
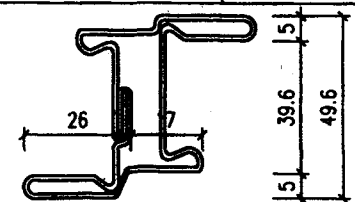
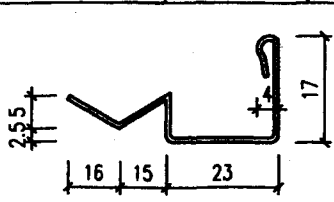
十一、其它

1. 门窗五金均由厂家配套提供。
2. 本图集未注明尺寸单位均为 mm。

彩色钢板门窗安装质量的允许偏差

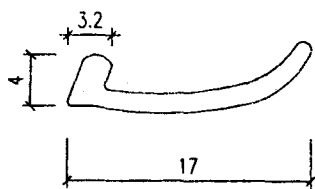
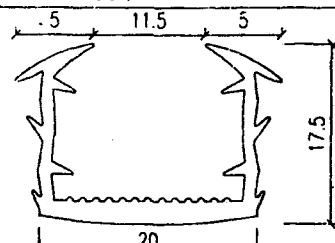
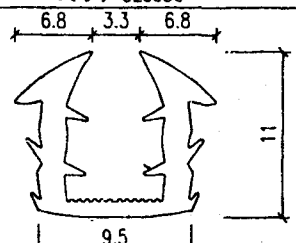
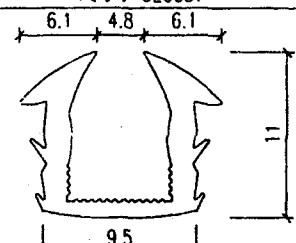
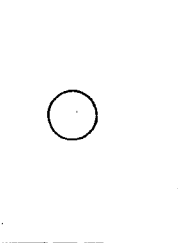
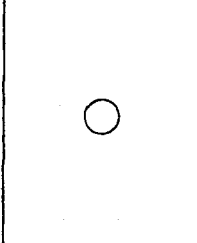
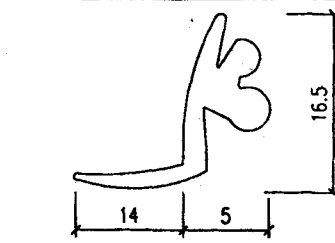
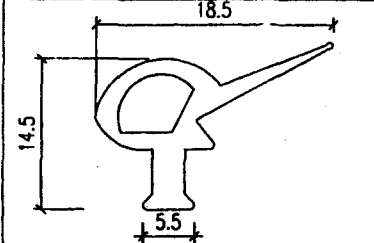
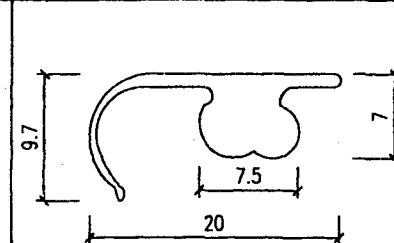
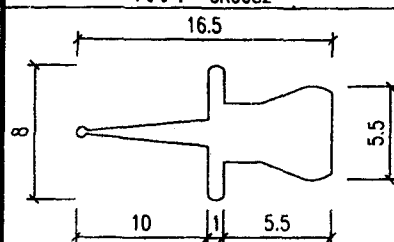

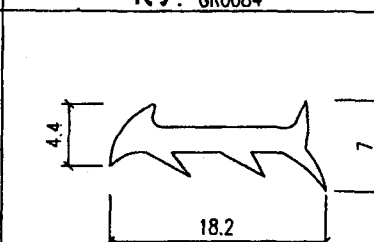
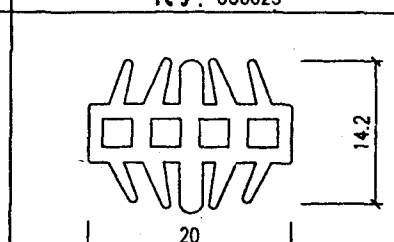
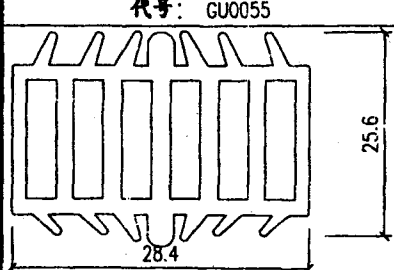
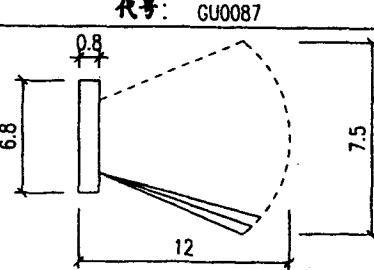
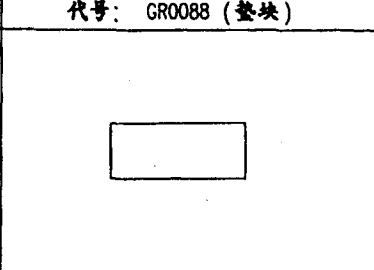
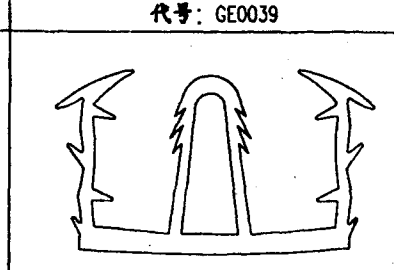
表五

| 项次 | 项 目           |                    | 允许偏差<br>(mm) | 检验方法       |
|----|---------------|--------------------|--------------|------------|
| 1  | 门窗槽口宽度高度      | ≤1500mm<br>＞1500mm | ±2<br>±3     | 用钢卷尺检查     |
| 2  | 门窗槽口对角线尺寸之差   | ≤2000mm<br>＞2000mm | ≤4<br>≤5     | 用钢卷尺检查     |
| 3  | 门窗框（含拼樘料）的垂直度 | ≤2000mm<br>＞2000mm | ≤2<br>≤3     | 用线坠、水平靠尺检查 |
| 4  | 门窗框（含拼樘料）的水平度 | ≤2000mm<br>＞2000mm | ≤2<br>≤3     | 用水平靠尺检查    |
| 5  | 门窗横框标高        |                    | ≤5           | 用钢板尺检查     |

|   |  |               |  |  |  |               |  |   |  |               |  |
|---|--|---------------|--|--|--|---------------|--|---|--|---------------|--|
| 代号: P0101   |  | 线密度: 2.47kg/m |  | 代号: P0103  |  | 线密度: 1.26kg/m |  | 代号: P0105   |  | 线密度: 0.30kg/m |  |
|   |  |               |  |   |  |               |  |    |  |               |  |
| 代号: P0106   |  | 线密度: 1.46kg/m |  | 代号: P0107  |  | 线密度: 1.15kg/m |  | 代号: P0116   |  | 线密度: 2.76kg/m |  |
|    |  |               |  |    |  |               |  |    |  |               |  |
| 代号: P0231   |  | 线密度: 0.82kg/m |  | 代号: P0245  |  | 线密度: 1.57kg/m |  | 代号: P0508   |  | 线密度: 1.43kg/m |  |
|    |  |               |  |    |  |               |  |    |  |               |  |
| 代号: P0511   |  | 线密度: 0.40kg/m |  | 代号: P41203   |  | 线密度: 1.87kg/m |  | 代号: P41206  |  | 线密度: 0.45kg/m |  |
|  |  |               |  |  |  |               |  |  |  |               |  |
|   |  |               |  |  |  |               |  | 型材断面表 (一)   |  | 图集号 陕02J06-5  |  |
|   |  |               |  |  |  |               |  |   |  | 页号 7          |  |



|           |  |               |  |           |  |               |  |              |  |               |  |                                 |          |               |  |
|-----------|--|---------------|--|-----------|--|---------------|--|--------------|--|---------------|--|---------------------------------|----------|---------------|--|
| 代号: P1022 |  | 线密度: 2.05kg/m |  | 代号: P4080 |  | 线密度: 1.98kg/m |  | 代号: P1010    |  | 线密度: 1.06kg/m |  |                                 |          |               |  |
|           |  |               |  |           |  |               |  |              |  |               |  |                                 |          |               |  |
| 代号: P1011 |  | 线密度: 1.27kg/m |  | 代号: P0254 |  | 线密度: 0.82kg/m |  | 代号: P0266    |  | 线密度: 0.71kg/m |  |                                 |          |               |  |
|           |  |               |  |           |  |               |  |              |  |               |  |                                 |          |               |  |
| 代号: P1015 |  | 线密度: 0.60kg/m |  | 代号: P1016 |  | 线密度: 0.53kg/m |  | 代号: P41204   |  | 线密度: 0.40kg/m |  | 代号: P0542                       |          | 线密度: 0.78kg/m |  |
|           |  |               |  |           |  |               |  |              |  |               |  |                                 |          |               |  |
| 代号: P0547 |  | 线密度: 1.87kg/m |  | 代号: P0810 |  | 线密度: 1.00kg/m |  | 代号: P41204.1 |  | 线密度: 0.23kg/m |  | 注: P0542, P0547, P0810 为楼梯扶手料型。 |          |               |  |
|           |  |               |  |           |  |               |  |              |  |               |  |                                 |          |               |  |
| 型材断面表(二)  |  |               |  |           |  |               |  |              |  |               |  | 图集号                             | 陕02J06-5 |               |  |
|           |  |               |  |           |  |               |  |              |  |               |  | 页号                              | 8        |               |  |

|  |   |   |  |  |
|--|---|---|--|--|
| 代号: GE0027   |   | 代号: GE0038  | 代号: GE0036   | 代号: GE0037   |
|   |   |   |   |   |
| 代号: GE0049   | 代号: GE0091  | 代号: GP0066  | 代号: GR0081   | 代号: GP0074   |
|   |  |   |   |   |
| 代号: GR0082   |   | 代号: GR0083  | 代号: GR0084   | 代号: GU0025   |
|   |   |   |   |   |
| 代号: GU0055   |   | 代号: GU0087  | 代号: GR0088 (整块)  | 代号: GE0039   |
|  |   |  |  |  |
| 注:如设计选用中空玻璃,使用橡胶条 GE0038   |   |   |  | 玻璃压条、密封条断面   |
|  |   |   |  | 图集号 陕02J06-5   |
|  |   |   |  | 页号 9   |





| 洞口尺寸  | 800 |  |  |               | 900 |  |  |               | 1000 |          |  |          | 1200 |            | 1500 |            | 1800                   |                               |  |
|---|-----|--|--|---------------|-----|--|--|---------------|------|----------|--|----------|------|------------|------|------------|------------------------|-------------------------------|--|
| 2500  |     |  |  |               |     |  |  |               |      |          |  |          |      |            |      |            | 200<br>均分              |                               |  |
|   |     |  |  |               |     |  |  |               |      |          |  |          |      |            |      |            | 200<br>均分              |                               |  |
| 2700  |     |  |  |               |     |  |  |               |      |          |  |          |      |            |      |            | 200<br>均分              |                               |  |
|   |     |  |  |               |     |  |  |               |      |          |  |          |      |            |      |            | 200<br>均分              |                               |  |
| 3000  |     |  |  |               |     |  |  |               |      |          |  |          |      |            |      |            | 200<br>均分              |                               |  |
|   |     |  |  |               |     |  |  |               |      |          |  |          |      |            |      |            | 200<br>均分              |                               |  |
| 200 200<br>均分   |     |  |  | 200 200<br>均分 |     |  |  | 200 200<br>均分 |      | 200均分200 |  | 200均分200 |      | 200 均分 200 |      | 200 均分 200 |                        | 固定尺寸                          |  |
| 选用方法: 1. 平开全玻门(单玻) PM-xx x 附纱门 PM-S-xx x<br>2. 平开全玻门(双玻) PM-J-xx x 附纱门 PMS-xx x |     |  |  |               |     |  |  |               |      |          |  |          |      |            |      |            | 平开全玻门(单玻)<br>平开全玻门(双玻) | 选用表二<br>图集号 陕02J06-5<br>页号 12 |  |

























































选用方法: 1. 平开全玻门(单玻) PMT-xx x 附纱门 PMTS-xx x  
2. 平开全玻门(双玻) PMJ-xx x 附纱门 PMJS-xx x

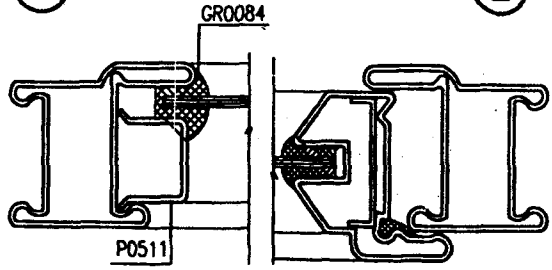
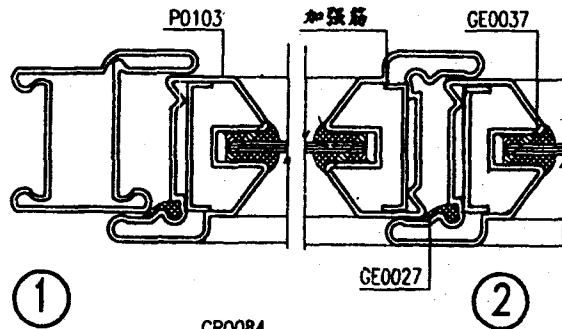
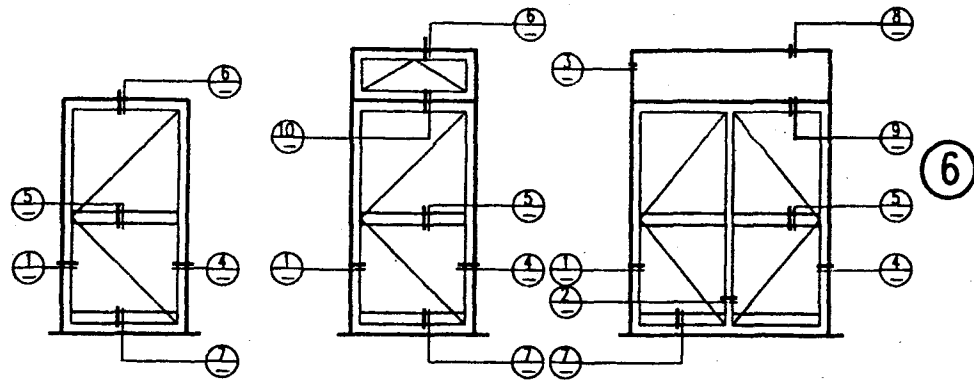
|       |   |    |
|-------|---|----|
| 平开全玻门 | { | 单玻 |
| 平开全玻门 |   | 双玻 |

### 选用表二

|     |          |
|-----|----------|
| 图集号 | 陕02J06-5 |
| 页 号 | 12       |

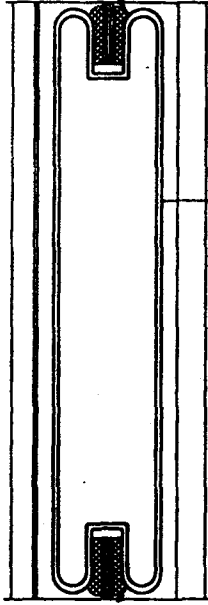
|  |      |  |  |  |  |         |  |  |  |         |  |  |  |          |  |  |  |          |  |        |  |                        |  |     |              |       |
|--|------|--|--|--|--|---------|--|--|--|---------|--|--|--|----------|--|--|--|----------|--|--------|--|------------------------|--|-----|--------------|-------|
| 洞口尺寸   |      | 800  |  |  |  | 900     |  |  |  | 1000    |  |  |  | 1200     |  |  |  | 1500     |  |        |  | 1800                   |  |     |              |       |
| 设计<br>审核<br>校对<br>日期   | 2000 | <div><div>764764764764864864864864964964964964116411641464146417641764</div><div><div>010203040506070809101112131415161718</div></div></div> |  |  |  |         |  |  |  |         |  |  |  |          |  |  |  |          |  | 均分 200 |  |                        |  |     |              |       |
|  | 2100 | <div><div>2064930</div><div><div>192021222324252627282930313233343536</div></div></div>  |  |  |  |         |  |  |  |         |  |  |  |          |  |  |  |          |  | 均分 200 |  |                        |  |     |              |       |
|  | 2400 | <div><div>23641964400930</div><div><div>373839404142434445464748495051525354</div></div></div>   |  |  |  |         |  |  |  |         |  |  |  |          |  |  |  |          |  | 均分 200 |  |                        |  |     |              |       |
|  | 2500 | <div><div>24642064400930</div><div><div>555657585960616263646566676869707172</div></div></div>   |  |  |  |         |  |  |  |         |  |  |  |          |  |  |  |          |  | 均分 200 |  |                        |  |     |              |       |
|  |      | 200 200  |  |  |  | 200 200 |  |  |  | 200 200 |  |  |  | 200均分200 |  |  |  | 200均分200 |  |        |  | 200均分200               |  |     |              | 固定尺寸  |
| <div>选用方法: 1. 平开半玻门(单玻) PM2-xx 附纱门 PM5-xx<br/>2. 平开半玻门(双玻) PM4-xx 附纱门 PM6-xx</div> |      |  |  |  |  |         |  |  |  |         |  |  |  |          |  |  |  |          |  |        |  | 平开半玻门(单玻)<br>平开半玻门(双玻) |  | 选用表 | 图集号 陕02J06-5 | 页号 13 |

| 洞口尺寸   |      | 900  |  |          |  | 1000     |  |          |  | 1200     |  | 1500 |  | 1800                 |  | 200均分200              |          |          |
|--|------|--|--|----------|--|----------|--|----------|--|----------|--|------|--|----------------------|--|-----------------------|----------|----------|
|  |      |  |  |          |  |          |  |          |  |          |  |      |  |                      |  |                       |          |          |
| 设计<br>说明                                       | 2000 | <div><div>864864864864964964964964116411641464146417641764</div><div></div><div>0102030405060708091011121314</div></div>                               |  |          |  |          |  |          |  |          |  |      |  |                      |  | 200均分200              |          |          |
|  |      | <div><div>2064206420642064206420642064206420642064206420642064206420642064</div><div></div><div>1516171819202122232425262728</div></div>               |  |          |  |          |  |          |  |          |  |      |  |                      |  |                       | 200均分200 |          |
|  |      | <div><div>2364236423642364236423642364236423642364236423642364236423642364</div><div></div><div>2930313233343536373839404142</div></div>               |  |          |  |          |  |          |  |          |  |      |  |                      |  |                       |          | 200均分200 |
|  |      | <div><div>2664266426642664266426642664266426642664266426642664266426642664</div><div></div><div>4344454647484950515253545556</div></div> |  |          |  |          |  |          |  |          |  |      |  |                      |  |                       |          |          |
| 200 200  |      | 200 200  |  | 200均分200 |  | 200均分200 |  | 200均分200 |  | 200均分200 |  |      |  |                      |  |                       |          |          |
| 选用方法: 1. 平开复合节能门 PM5-xx ;<br>2. 平开普通门 PM6-xx . |      |  |  |          |  |          |  |          |  |          |  |      |  | 平开复合节能门<br>平开普通门 选用表 |  | 图集号 陕02J06-5<br>页号 14 |          |          |



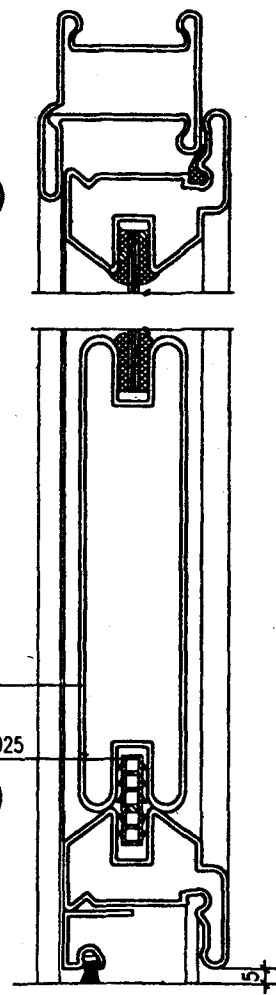
③

④



⑤

⑦

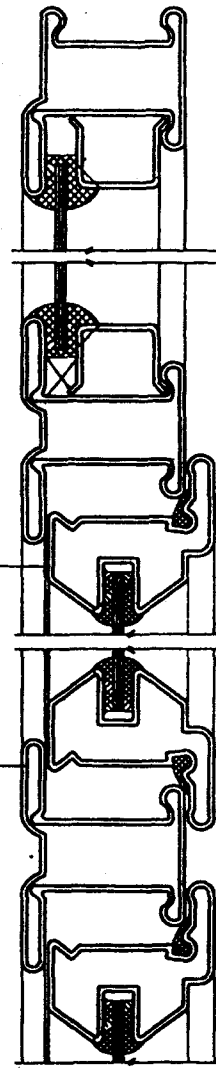


注：门扇高不大于2.1m时，可不加加强筋。

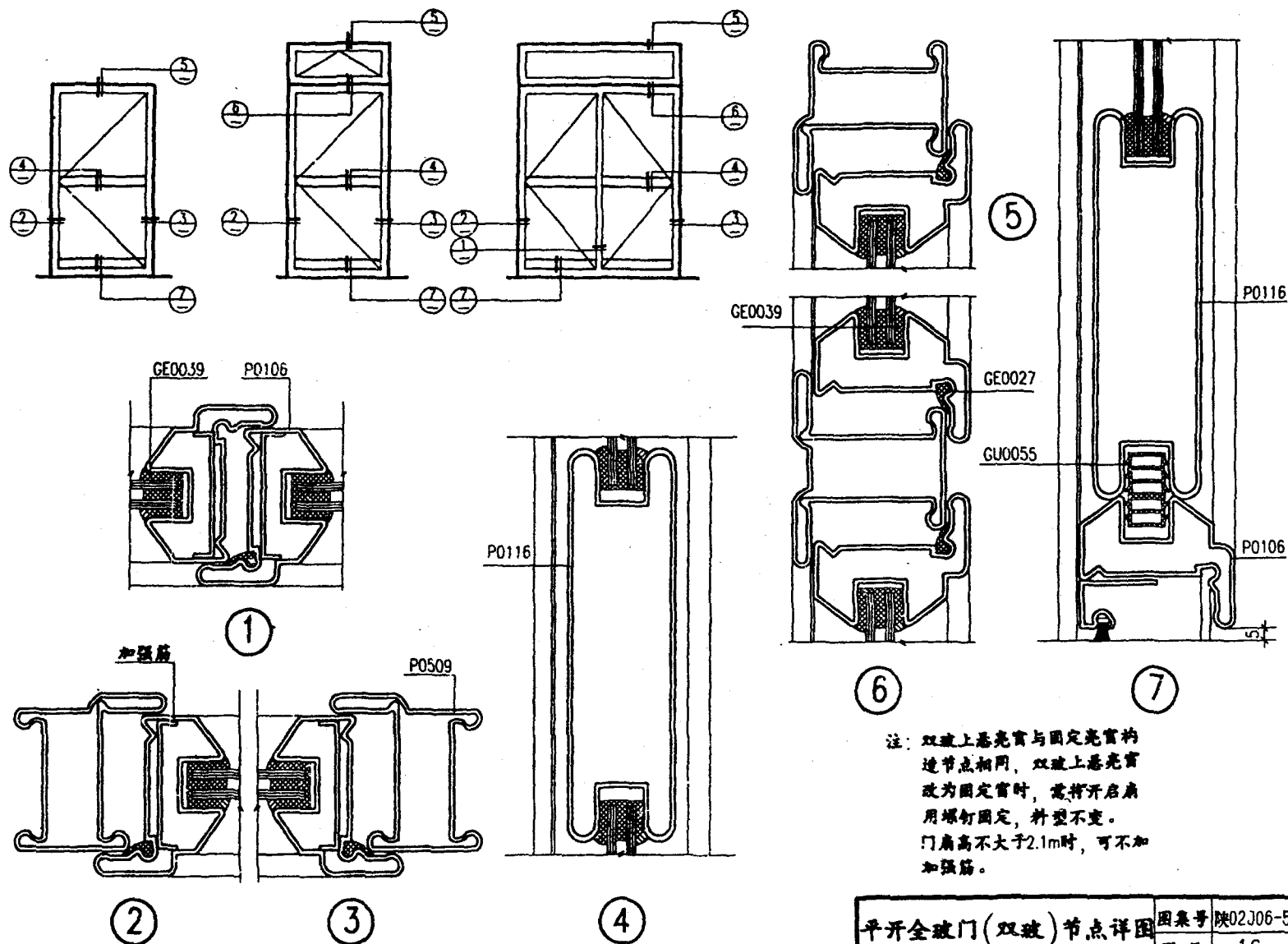
⑧

⑨

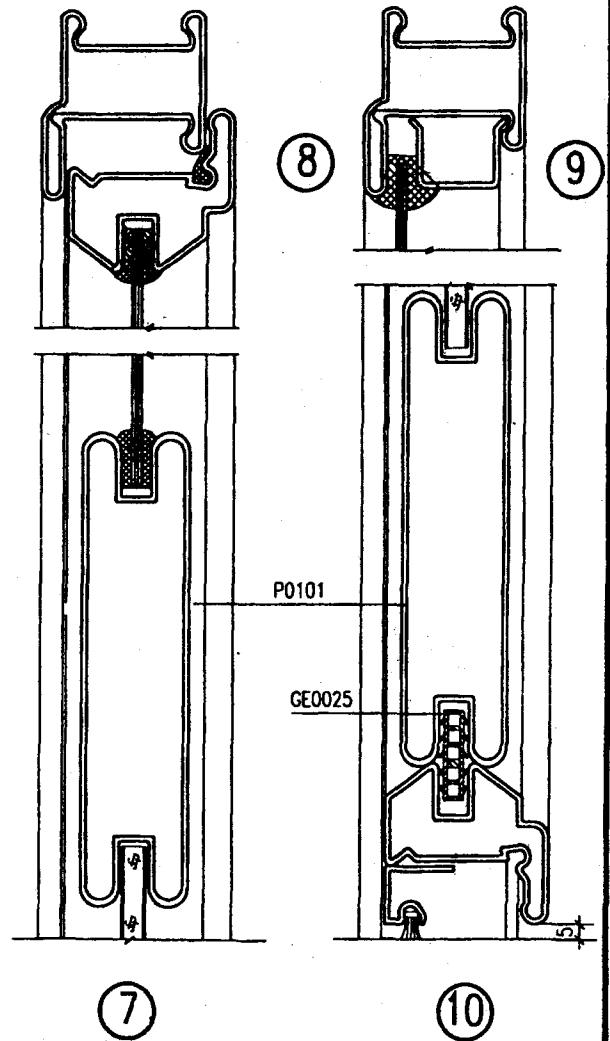
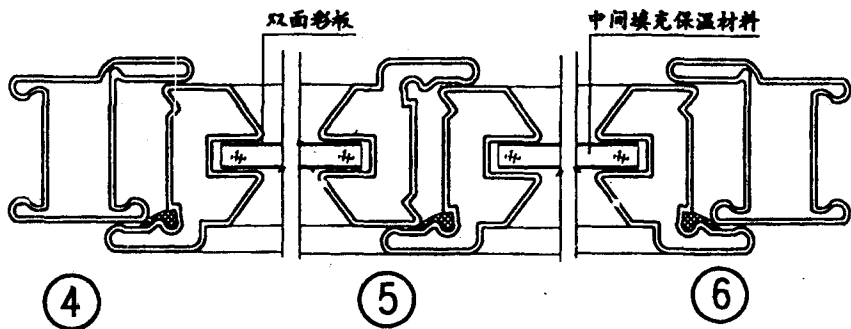
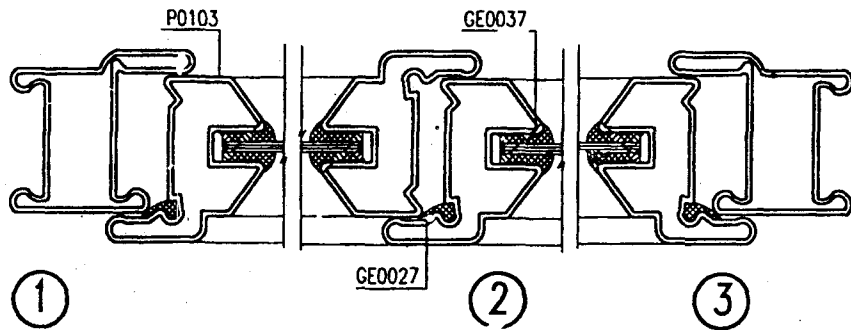
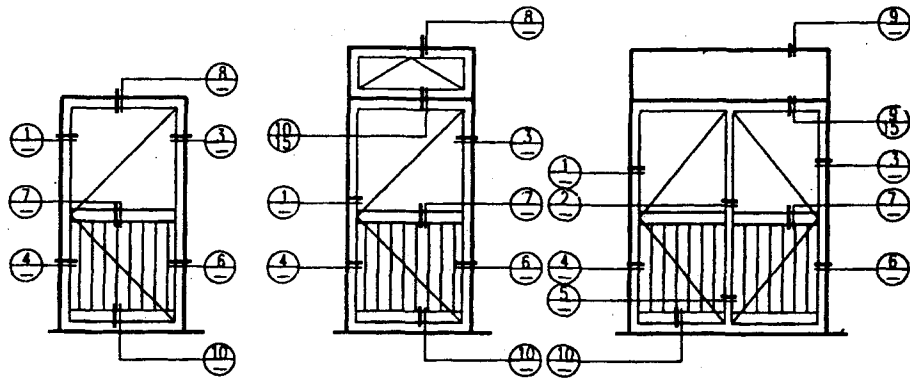
⑩

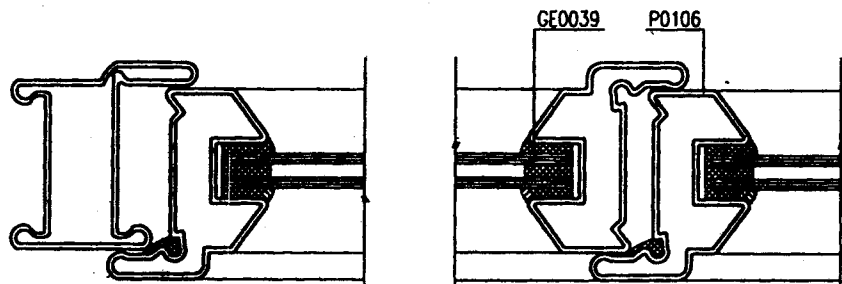
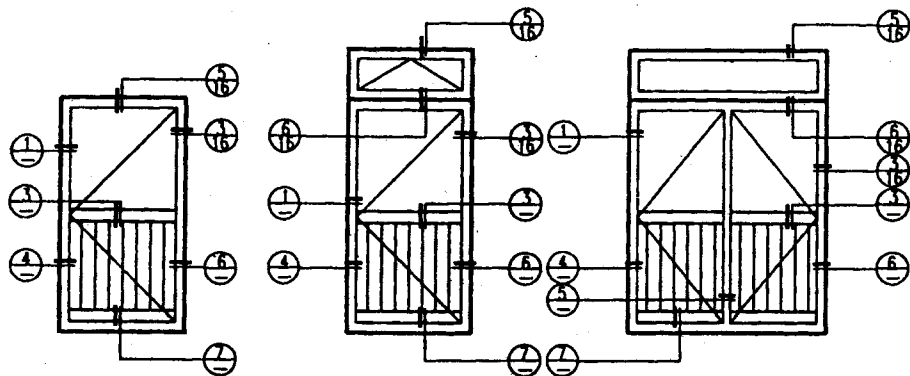






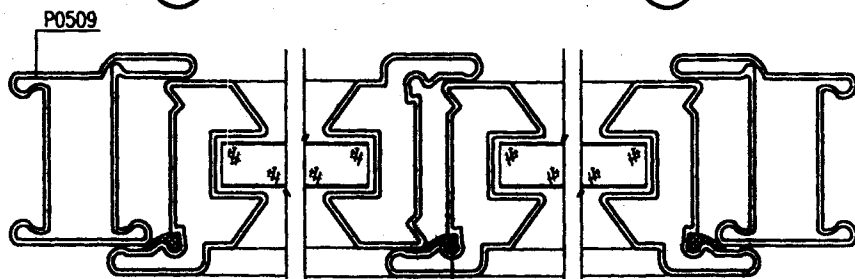
注：双玻上悬亮窗与固定亮窗构造节点相同，双玻上悬亮窗改为固定窗时，需将开启扇用螺钉固定，料型不变。门扇高不大于2.1m时，可不加加强筋。





①

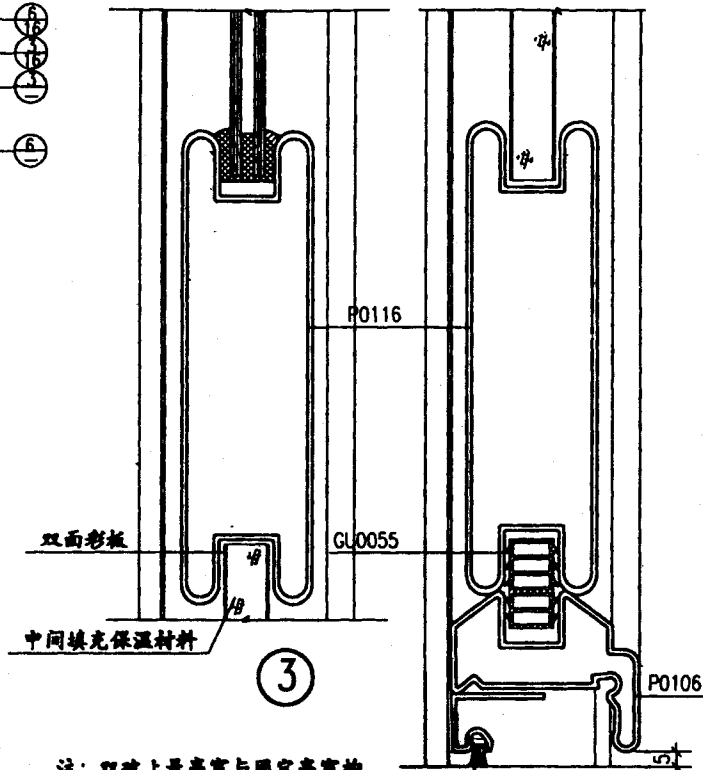
②



④

⑤

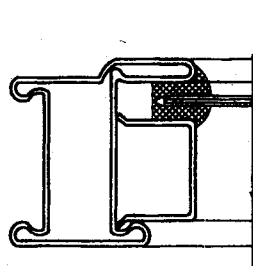
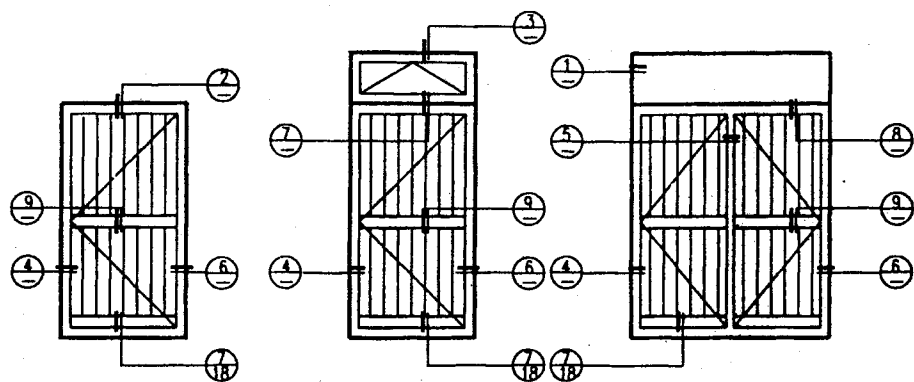
⑥



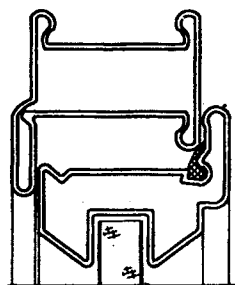
③

⑦

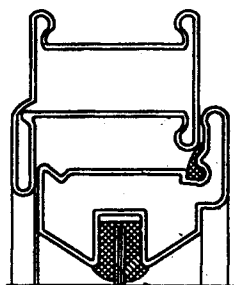
注：双玻上悬亮窗与固定亮窗构造节点相同，双玻上悬亮窗改为固定窗时，需将开启扇用螺钉固定，料型不变。



①



②



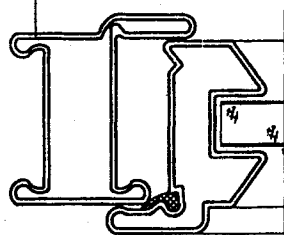
③

双面彩板

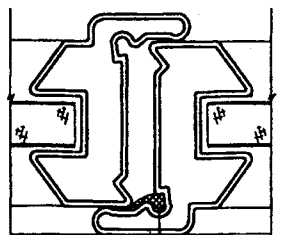
中间填充保温材料

⑦

P0509

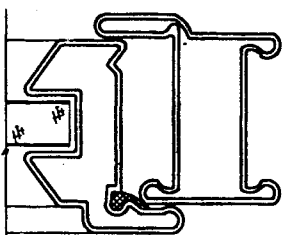


④



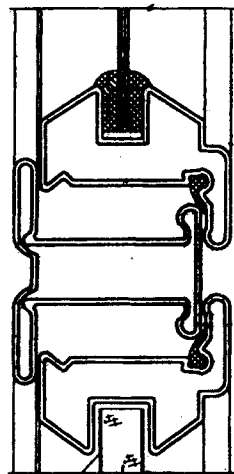
⑤

GE0027

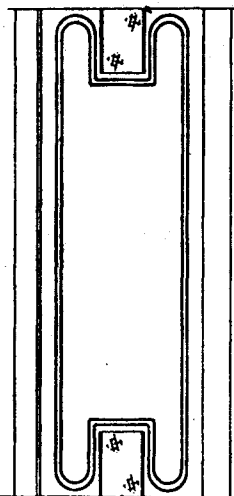
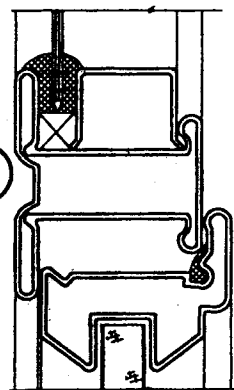


⑥

注：亮窗如果采用双玻时，节点详图可参照16页



⑧

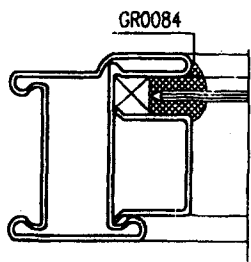
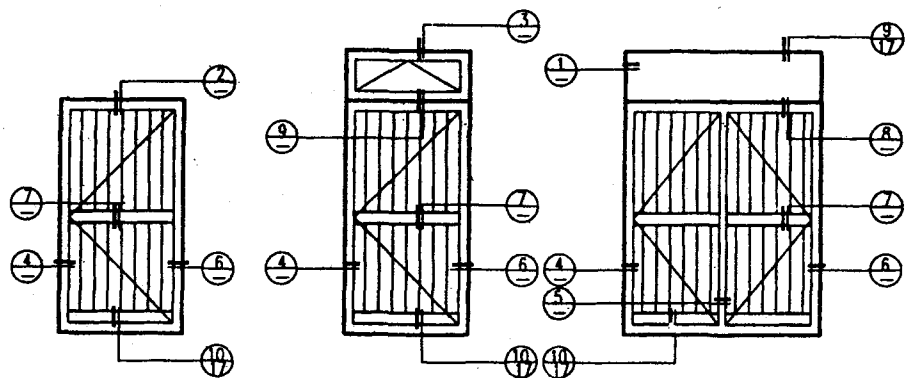


⑨

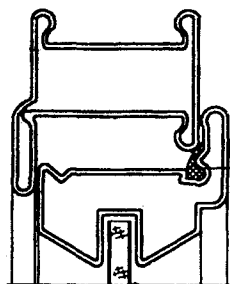
平开复合节能门节点详图

图集号 陕02J06-5

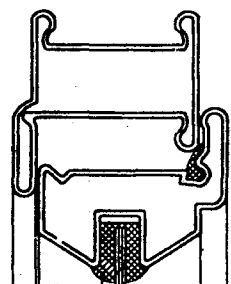
页号 19



1

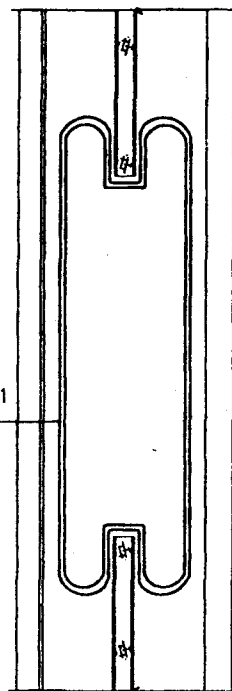


2

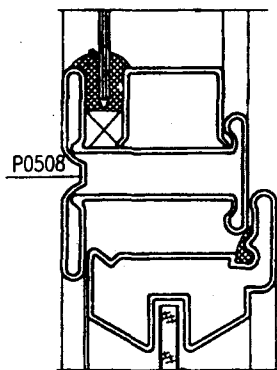


3

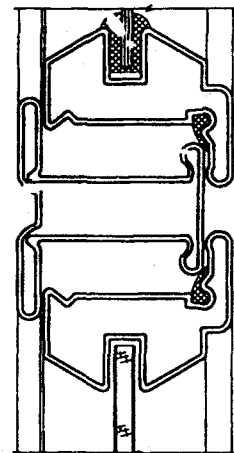
P0101



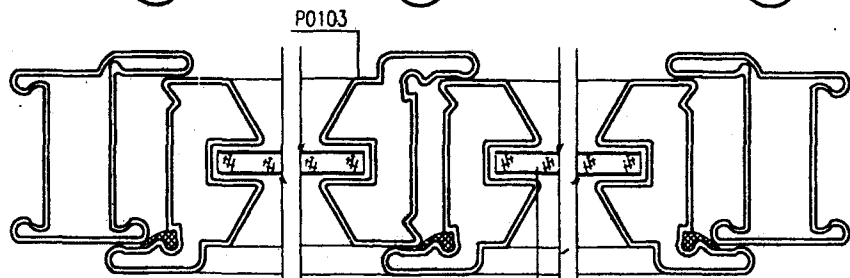
7



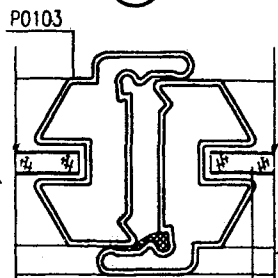
8



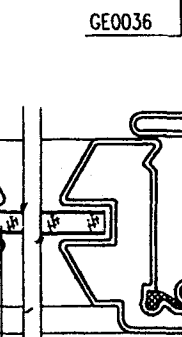
9



4



5

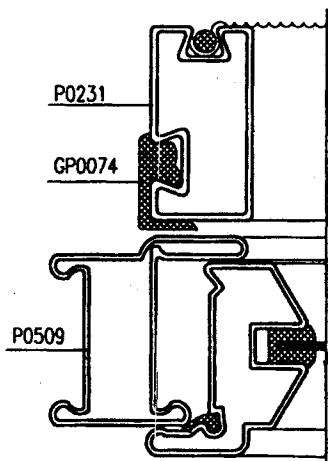
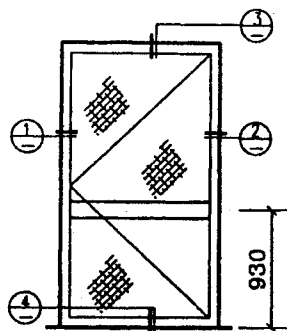


6

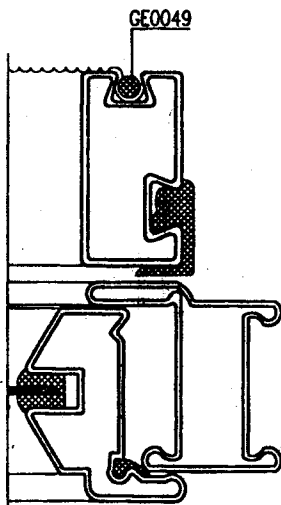
双面彩板  
中间填充  
保温材料

平开普通门节点详图

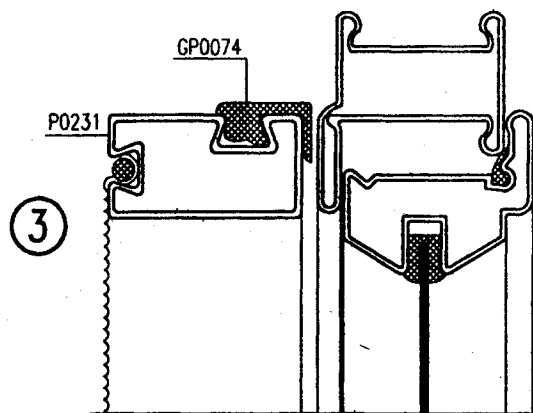
图集号 陕02J06-5  
页号 20



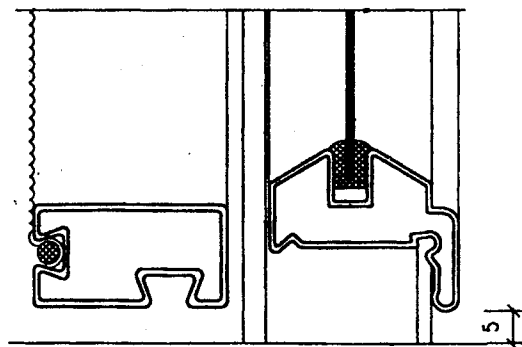
①



②



③

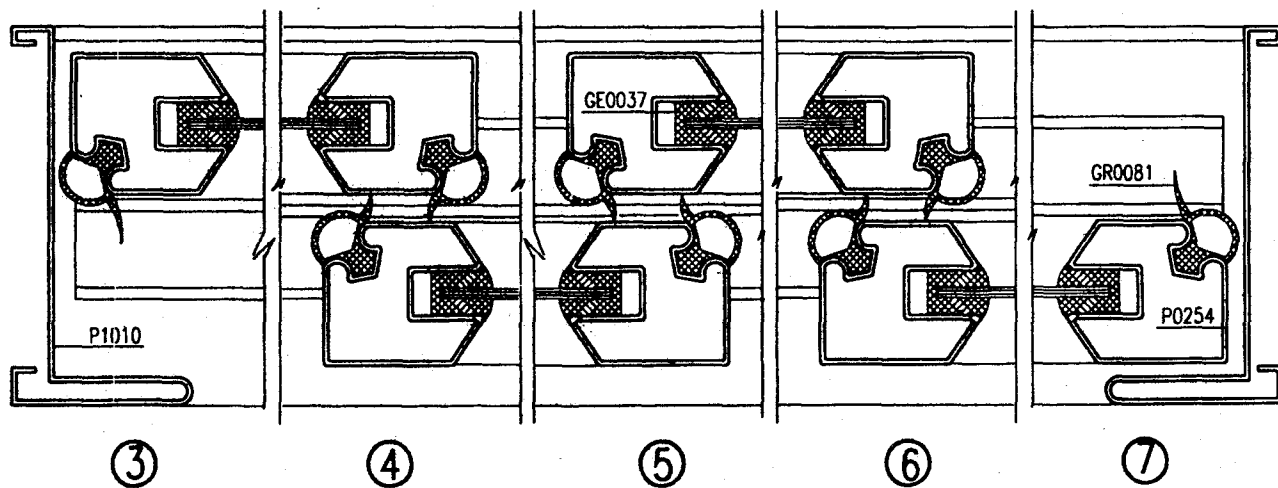
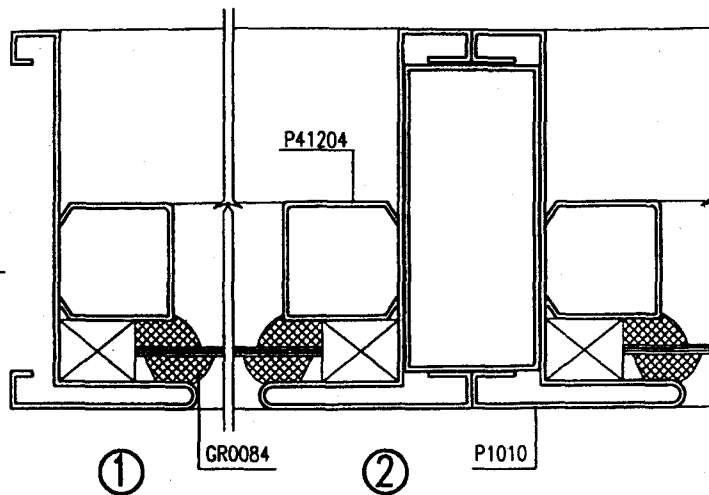
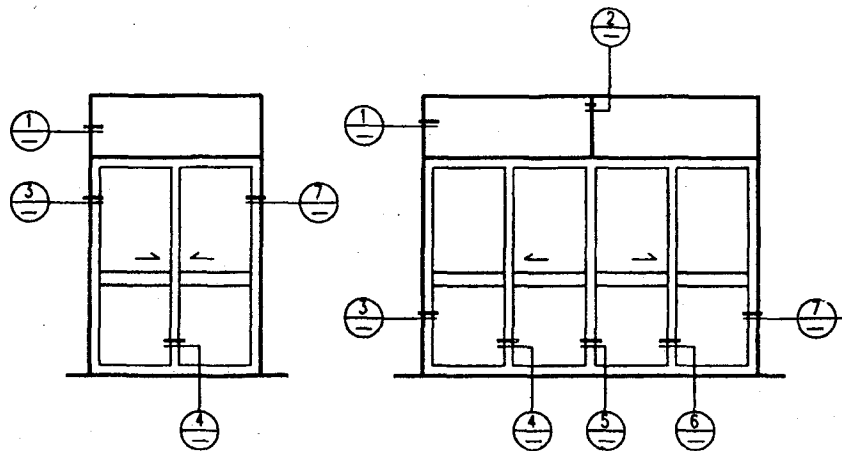


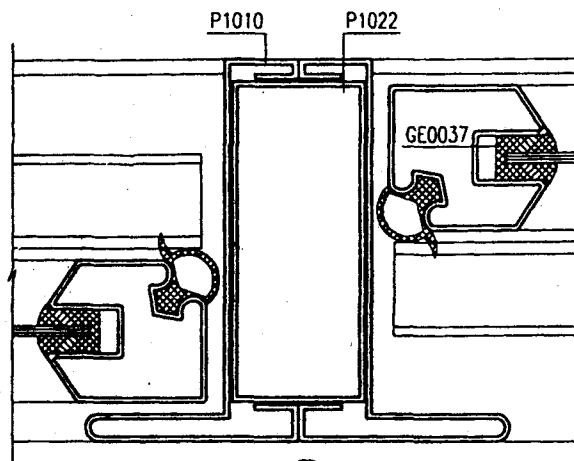
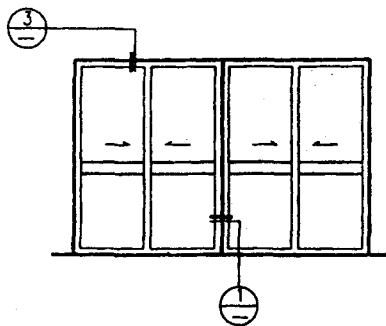
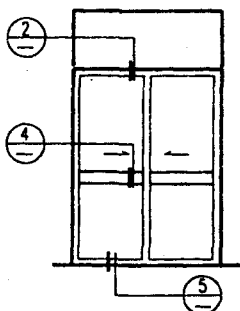
④

|  |      |                            |                            |                            |                            |                            |                            |                            |                            |                       |
|--|------|----------------------------|----------------------------|----------------------------|----------------------------|----------------------------|----------------------------|----------------------------|----------------------------|-----------------------|
| <div> <div>设计</div> <div>校对</div> <div>审核</div> <div>制图</div> <div>日期</div> <div>比例</div> </div> | 洞口尺寸 | 1500                       | 1800                       | 2100                       | 2400                       | 2700                       | 3000                       | 3300                       | 3600                       |                       |
|  | 2000 | 1464                       | 1764                       | 2064                       | 2364                       | 2664                       | 2964<br>1482 1482          | 3264<br>1632 1632          | 3564<br>1782 1782          | 100<br>均分             |
|  | 2100 | 1964<br>930                | 2064<br>930                | 2064<br>930                | 2064<br>930                | 2064<br>930                | 2064<br>930                | 2064<br>930                | 2064<br>930                | 100<br>均分             |
|  | 2400 | 2364<br>1964<br>400<br>930 | 2364<br>1964<br>400<br>930 | 2364<br>1964<br>400<br>930 | 2364<br>1964<br>400<br>930 | 2364<br>1964<br>400<br>930 | 2364<br>1964<br>400<br>930 | 2364<br>1964<br>400<br>930 | 2364<br>1964<br>400<br>930 | 100<br>均分             |
|  | 2500 | 2464<br>2064<br>400<br>930 | 2464<br>2064<br>400<br>930 | 2464<br>2064<br>400<br>930 | 2464<br>2064<br>400<br>930 | 2464<br>2064<br>400<br>930 | 2464<br>2064<br>400<br>930 | 2464<br>2064<br>400<br>930 | 2464<br>2064<br>400<br>930 | 100<br>均分             |
|  | 2700 | 2664<br>2064<br>600<br>930 | 2664<br>2064<br>600<br>930 | 2664<br>2064<br>600<br>930 | 2664<br>2064<br>600<br>930 | 2664<br>2064<br>600<br>930 | 2664<br>2064<br>600<br>930 | 2664<br>2064<br>600<br>930 | 2664<br>2064<br>600<br>930 | 100<br>均分             |
|  |      | 100均分                      | 100均分                      | 100均分                      | 100均分                      | 100均分                      | 100均分                      | 100均分                      | 100均分                      | 固定尺寸                  |
| 选用方法： 全玻推拉门 TM2-xx； 附纱门 TM2S-xx 注：三推拉门不附纱门   |      |                            |                            |                            |                            |                            |                            |                            |                            | 图集号 陕02J06-5<br>页号 22 |

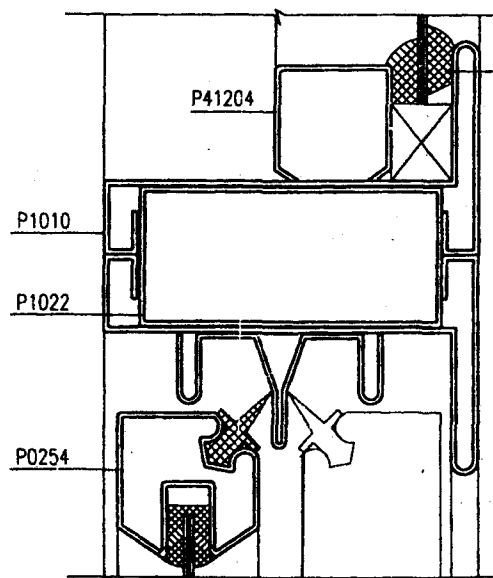




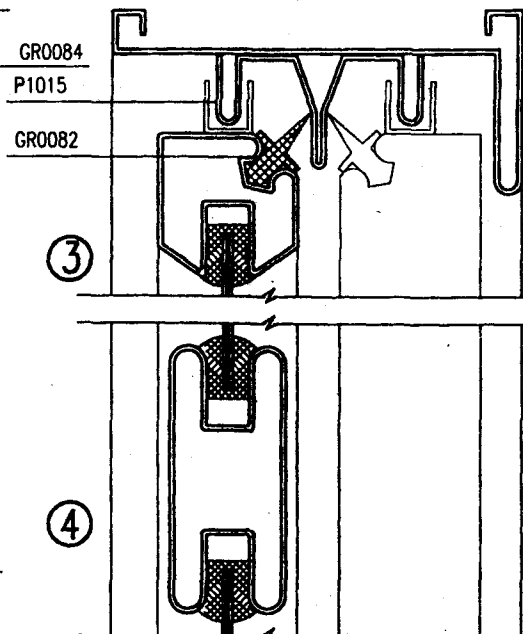




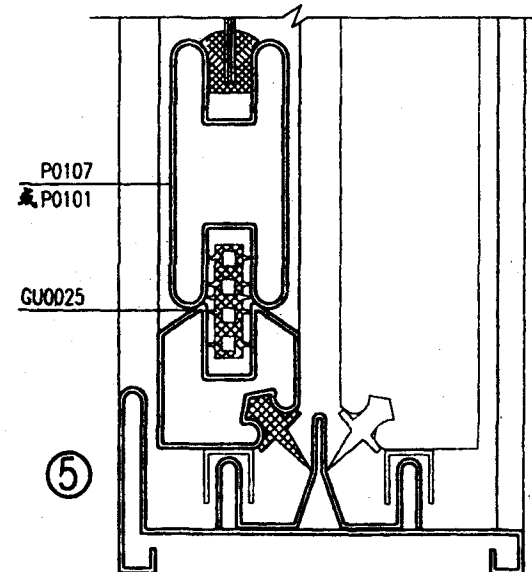
①



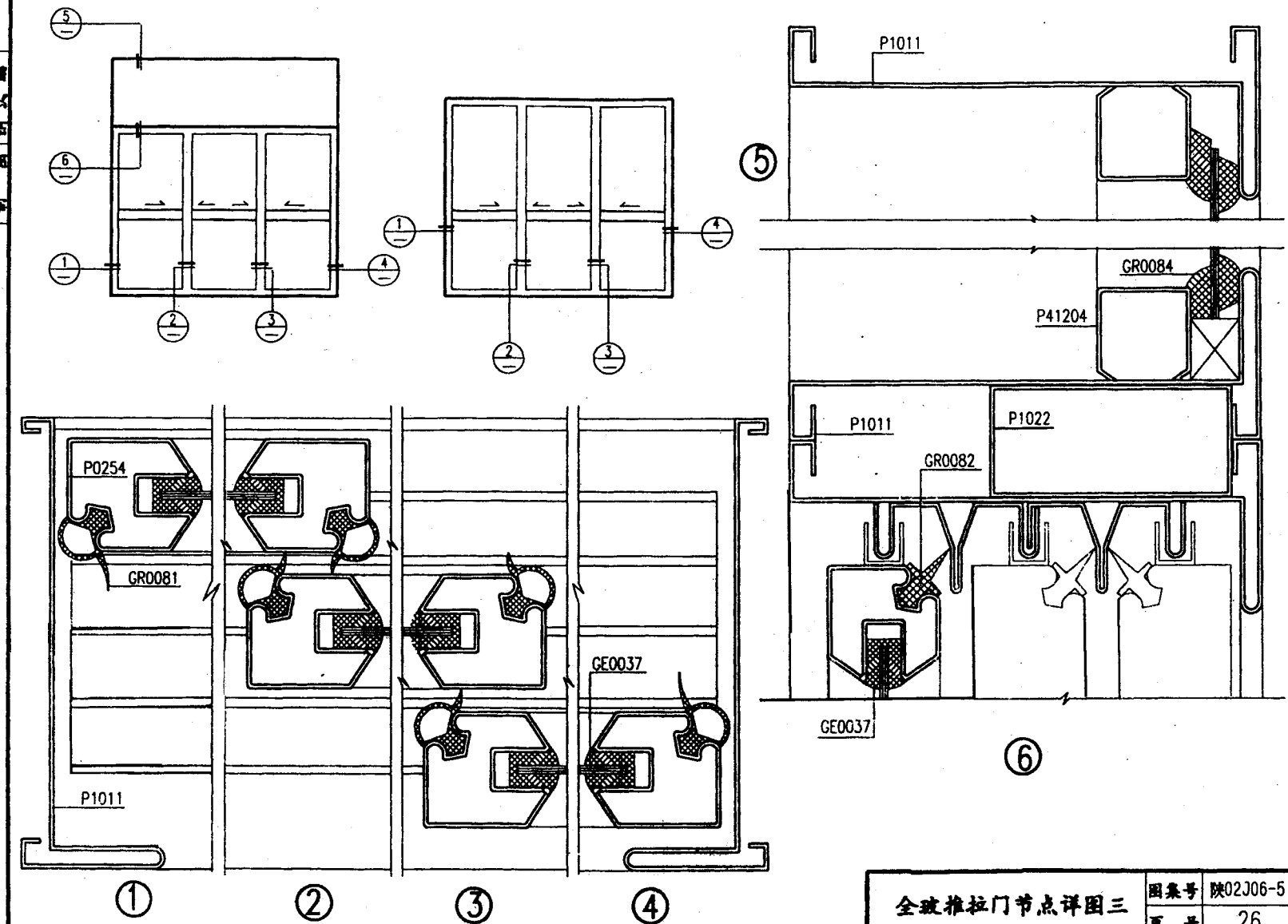
②



④

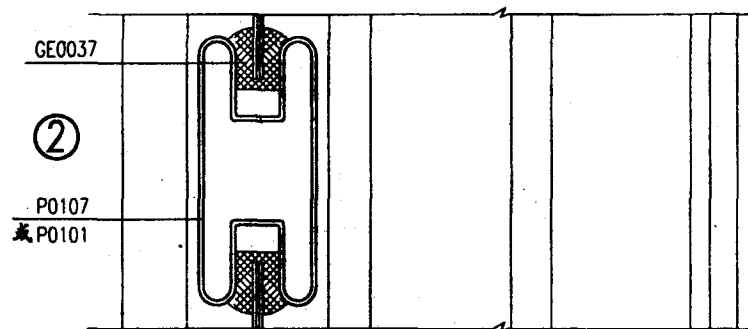
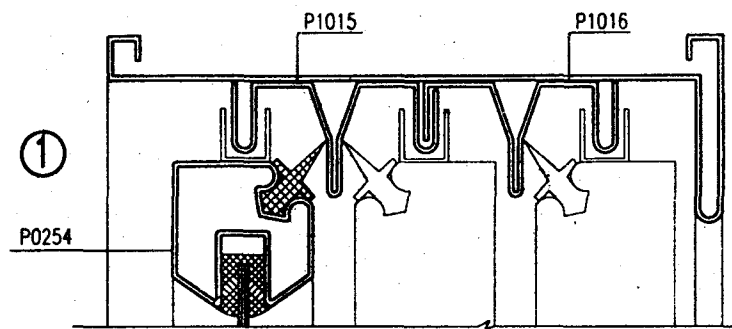
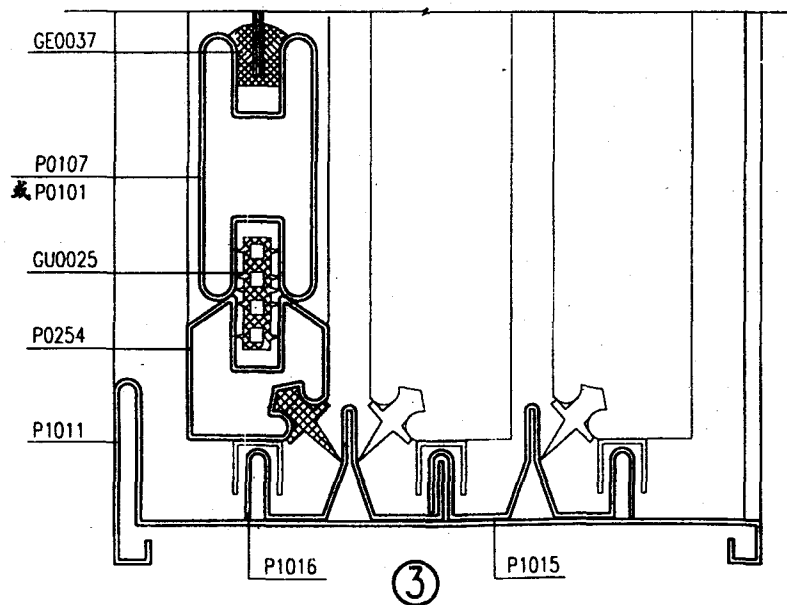
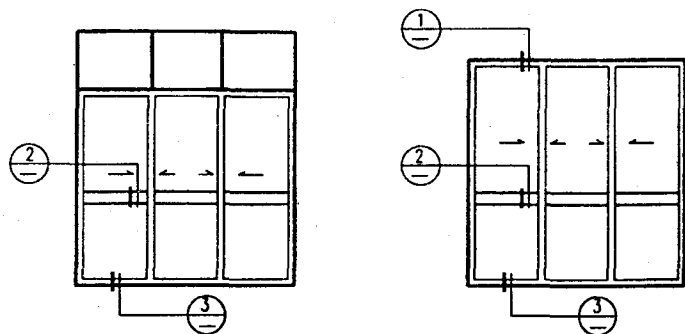


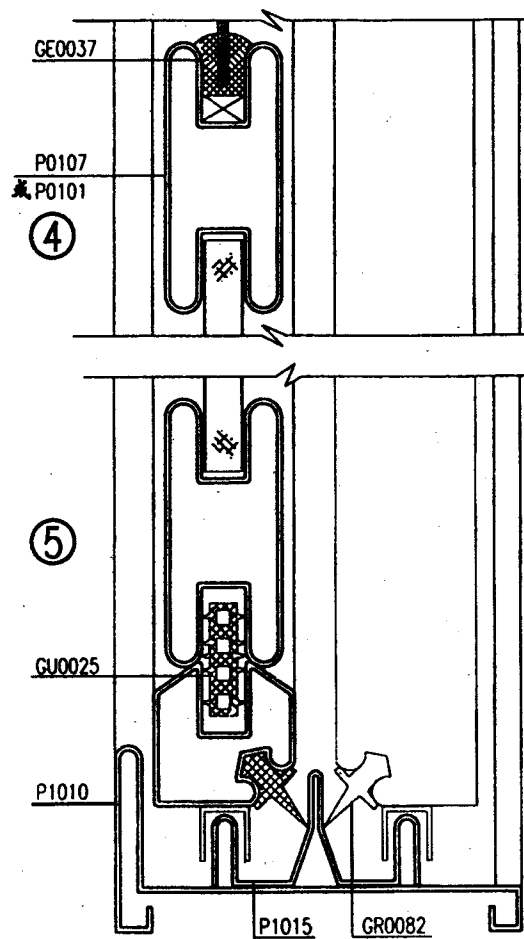
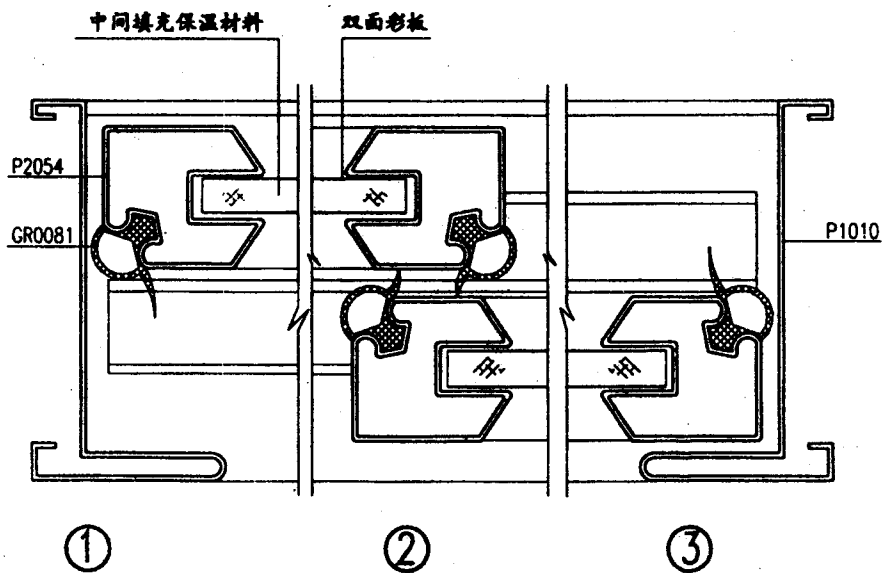
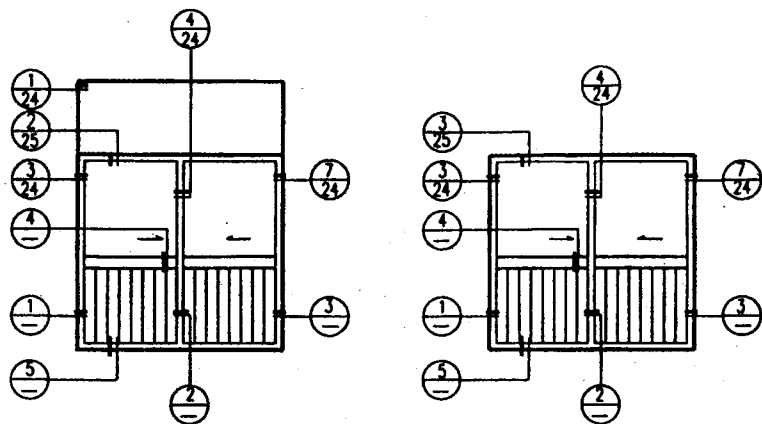
全玻推拉门节点详图二



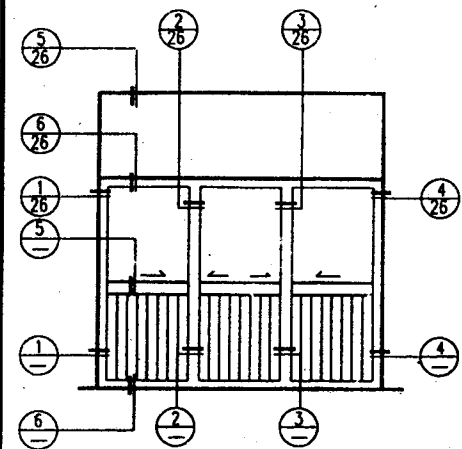
### 全玻推拉门节点详图三

|     |          |
|-----|----------|
| 图集号 | 陕02J06-5 |
| 页 号 | 26       |



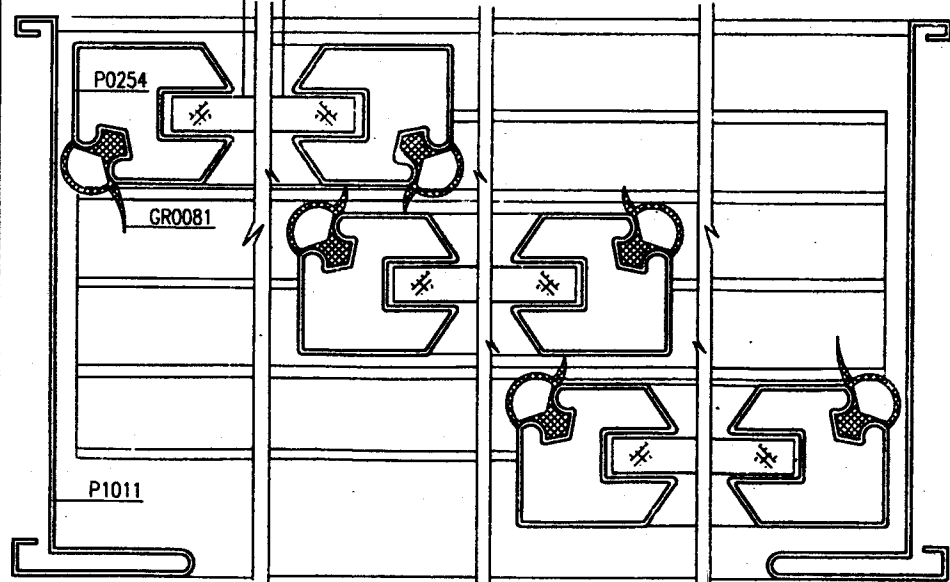
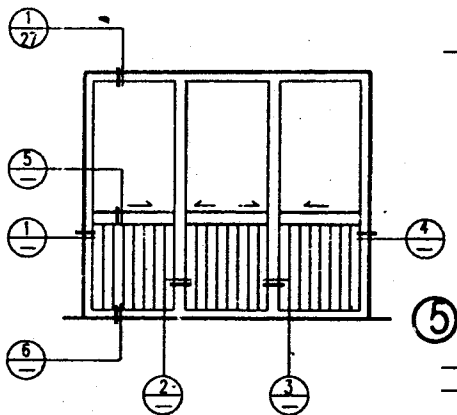


半玻推拉门节点详图一



双面彩板

中间填充保温材料

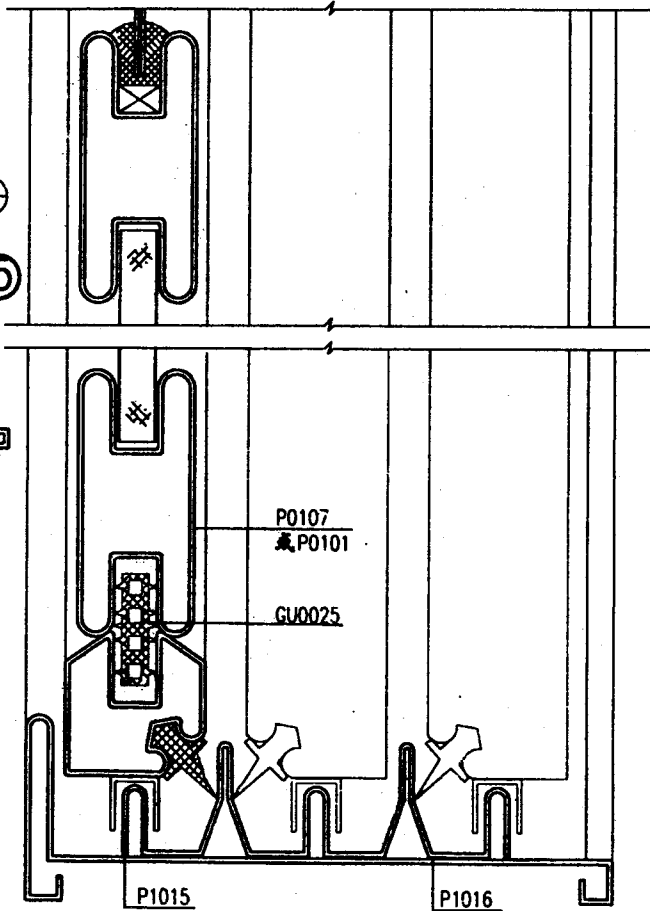


①

②

③

④



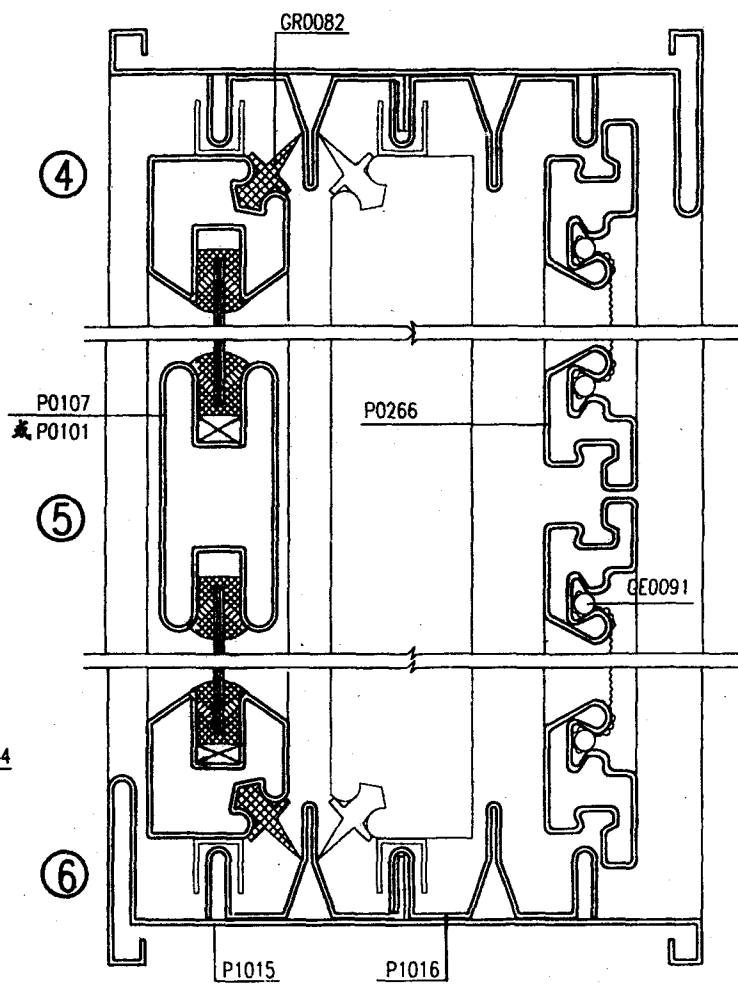
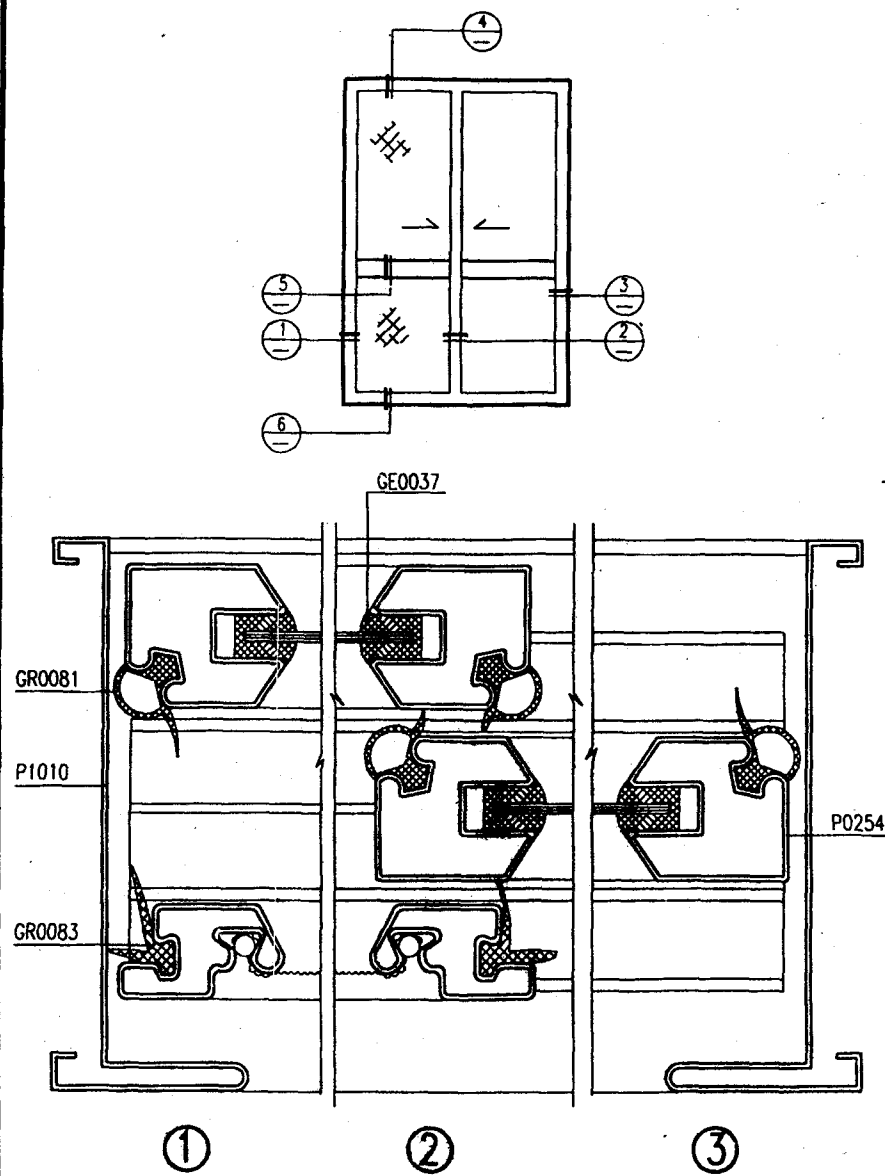
⑥

半玻推拉门节点详图二

图集号 陕02J06-5

页号 29

附纱推拉门节点详图



附纱推拉门节点详图

|                      |      |   |  |                 |  |                 |  |                    |  |          |    |     |          |
|----------------------|------|---|--|-----------------|--|-----------------|--|--------------------|--|----------|----|-----|----------|
| 洞口尺寸                 |      | 1200  |  | 1500            |  | 1800            |  | 2100               |  |          |    |     |          |
| 设计<br>审核<br>校核<br>制图 | 2400 |   |  |                 |  |                 |  |                    |  | 200      | 均分 |     |          |
|                      | 2500 |   |  |                 |  |                 |  |                    |  | 200      | 均分 |     |          |
|                      | 2700 |   |  |                 |  |                 |  |                    |  | 200      | 均分 |     |          |
|                      |      | 200 200 200 200   |  | 200 200 200 200 |  | 200 200 200 200 |  | 200 200 200 均分 200 |  | 图定尺寸     |    |     |          |
| 选用方法:                |      | 1. 全玻门连窗(单玻) MPC1-xx; (双玻) MPC3-xx。注: 需附纱时均在门窗代号后加S。<br>2. 半玻门连窗(单玻) MPC2-xx; (双玻) MPC4-xx。 |  |                 |  |                 |  |                    |  | 平开门连窗选用表 |    | 图集号 | 陕02J06-5 |
|                      |      |   |  |                 |  |                 |  |                    |  |          |    | 页号  | 31       |



|      |    |   |  |  |  |      |  |  |  |      |  |  |  |      |  |  |  |      |     |     |     |     |     |     |     |     |     |     |     |     |     |     |      |
|------|----|---|--|--|--|------|--|--|--|------|--|--|--|------|--|--|--|------|-----|-----|-----|-----|-----|-----|-----|-----|-----|-----|-----|-----|-----|-----|------|
| 洞口尺寸 |    | 1800  |  |  |  | 2100 |  |  |  | 2400 |  |  |  | 2700 |  |  |  |      |     |     |     |     |     |     |     |     |     |     |     |     |     |     |      |
| 窗型   | 窗数 | <div><div><div>2364</div><div>1764</div><div>864 32</div><div>16 884</div></div><div><div>400</div><div>1464</div></div><div>01</div></div> <div><div><div>2364</div><div>2064</div><div>864 32</div><div>16 1184</div></div><div><div>400</div><div>1564</div></div><div>02</div></div> <div><div><div>2364</div><div>2364</div><div>864 32</div><div>16 1484</div></div><div><div>400</div><div>1684</div></div><div>03</div></div> <div><div><div>2364</div><div>2664</div><div>864 32</div><div>16 1784</div></div><div><div>400</div><div>1784</div></div><div>04</div></div>  |  |  |  |      |  |  |  |      |  |  |  |      |  |  |  | 200  | 200 | 200 | 200 | 200 | 200 | 200 | 200 | 200 | 200 | 200 | 200 | 200 | 200 | 200 | 洞口尺寸 |
|      |    | <div><div><div>2464</div><div>2064</div><div>864 32</div><div>16 1564</div></div><div><div>400</div><div>1564</div></div><div>05</div></div> <div><div><div>2464</div><div>2364</div><div>864 32</div><div>16 1484</div></div><div><div>400</div><div>1684</div></div><div>06</div></div> <div><div><div>2464</div><div>2664</div><div>864 32</div><div>16 1784</div></div><div><div>400</div><div>1784</div></div><div>07</div></div> <div><div><div>2464</div><div>2964</div><div>864 32</div><div>16 1884</div></div><div><div>400</div><div>1884</div></div><div>08</div></div> |  |  |  |      |  |  |  |      |  |  |  |      |  |  |  | 200  | 200 | 200 | 200 | 200 | 200 | 200 | 200 | 200 | 200 | 200 | 200 | 200 | 200 | 200 | 洞口尺寸 |
|      |    | <div><div><div>2664</div><div>2064</div><div>864 32</div><div>16 1764</div></div><div><div>600</div><div>1764</div></div><div>09</div></div> <div><div><div>2664</div><div>2364</div><div>864 32</div><div>16 1484</div></div><div><div>600</div><div>1684</div></div><div>10</div></div> <div><div><div>2664</div><div>2664</div><div>864 32</div><div>16 1784</div></div><div><div>600</div><div>1784</div></div><div>11</div></div> <div><div><div>2664</div><div>2964</div><div>864 32</div><div>16 1884</div></div><div><div>600</div><div>1884</div></div><div>12</div></div> |  |  |  |      |  |  |  |      |  |  |  |      |  |  |  | 200  | 200 | 200 | 200 | 200 | 200 | 200 | 200 | 200 | 200 | 200 | 200 | 200 | 200 | 200 | 洞口尺寸 |
| 洞口尺寸 |    | 1800  |  |  |  | 2100 |  |  |  | 2400 |  |  |  | 2700 |  |  |  | 洞口尺寸 |     |     |     |     |     |     |     |     |     |     |     |     |     |     |      |

选用方法:

1. 全玻平开门连推拉窗(单玻)MTC1-xx。附纱门、纱窗 MTC6-xx。

2. 半玻平开门连推拉窗(单玻)MTC2-xx。附纱门、纱窗 MTC5-xx。

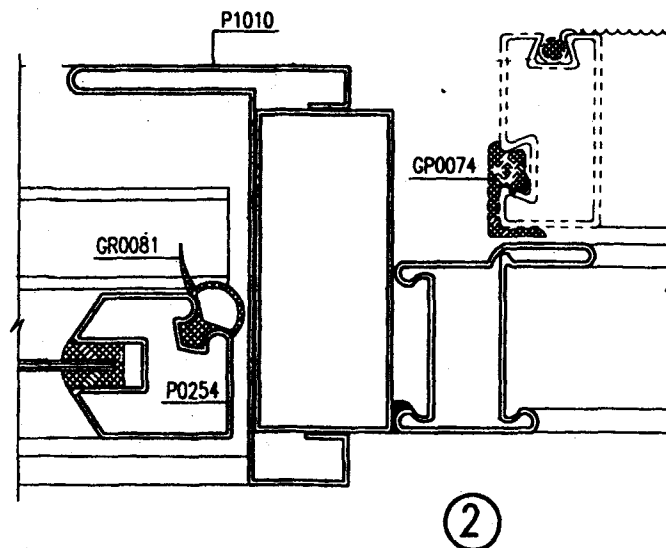
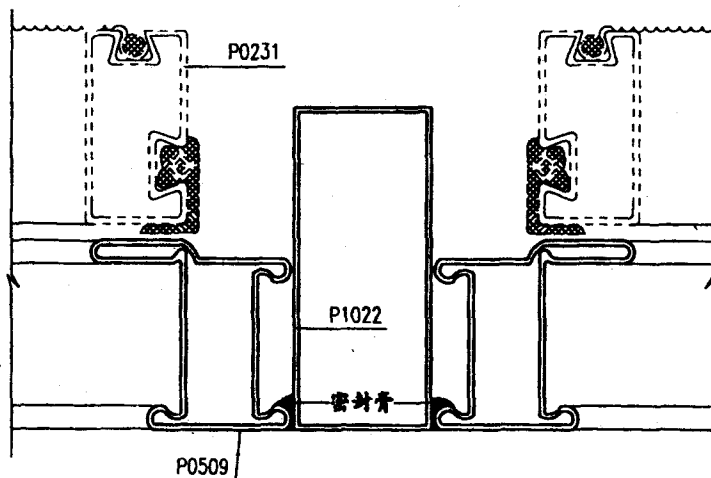
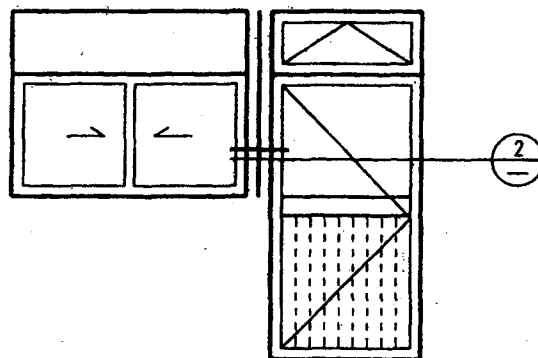
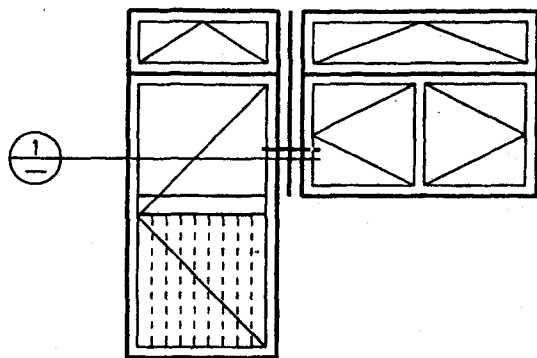
平开门连推拉窗选用表

图集号

陕02J06-5

页号

32



### 平开门连窗拼接节点详图

| 洞口尺寸 | 900           |    | 1000    |    | 1500       | 1800       | 2100       | 2400       |               | 2700          | 3000          |  |
|------|---------------|----|---------|----|------------|------------|------------|------------|---------------|---------------|---------------|--|
| 2100 | 864 864       |    | 964 964 |    | 1464       | 1764       | 2064       | 2364 1764  | 2364 1764 600 | 2664 1764 450 | 2964 1764 600 |  |
| 2400 | 2364          |    |         |    |            |            |            |            |               |               |               |  |
| 2700 | 2664 2064 600 |    |         |    |            |            |            |            |               |               |               |  |
| 3000 | 2964 2064 900 |    |         |    |            |            |            |            |               |               |               |  |
| 3300 | 3264 2364 900 |    |         |    |            |            |            |            |               |               |               |  |
|      | 01            | 02 | 03      | 04 | 05         | 06         | 07         | 08         | 09            | 10            | 11            |  |
|      | 12            | 13 | 14      | 15 | 16         | 17         | 18         | 19         | 20            | 21            | 22            |  |
|      | 23            | 24 | 25      | 26 | 27         | 28         | 29         | 30         | 31            | 32            | 33            |  |
|      | 34            | 35 | 36      | 37 | 38         | 39         | 40         | 41         | 42            | 43            | 44            |  |
|      | 45            | 46 | 47      | 48 | 49         | 50         | 51         | 52         | 53            | 54            | 55            |  |
|      | 100 100       |    | 100 100 |    | 100 均分 100 | 100 均分 100 | 100 均分 100 | 100 均分 100 |               | 100 均分 100    | 100 均分 100    |  |

適用方法: DM-xx

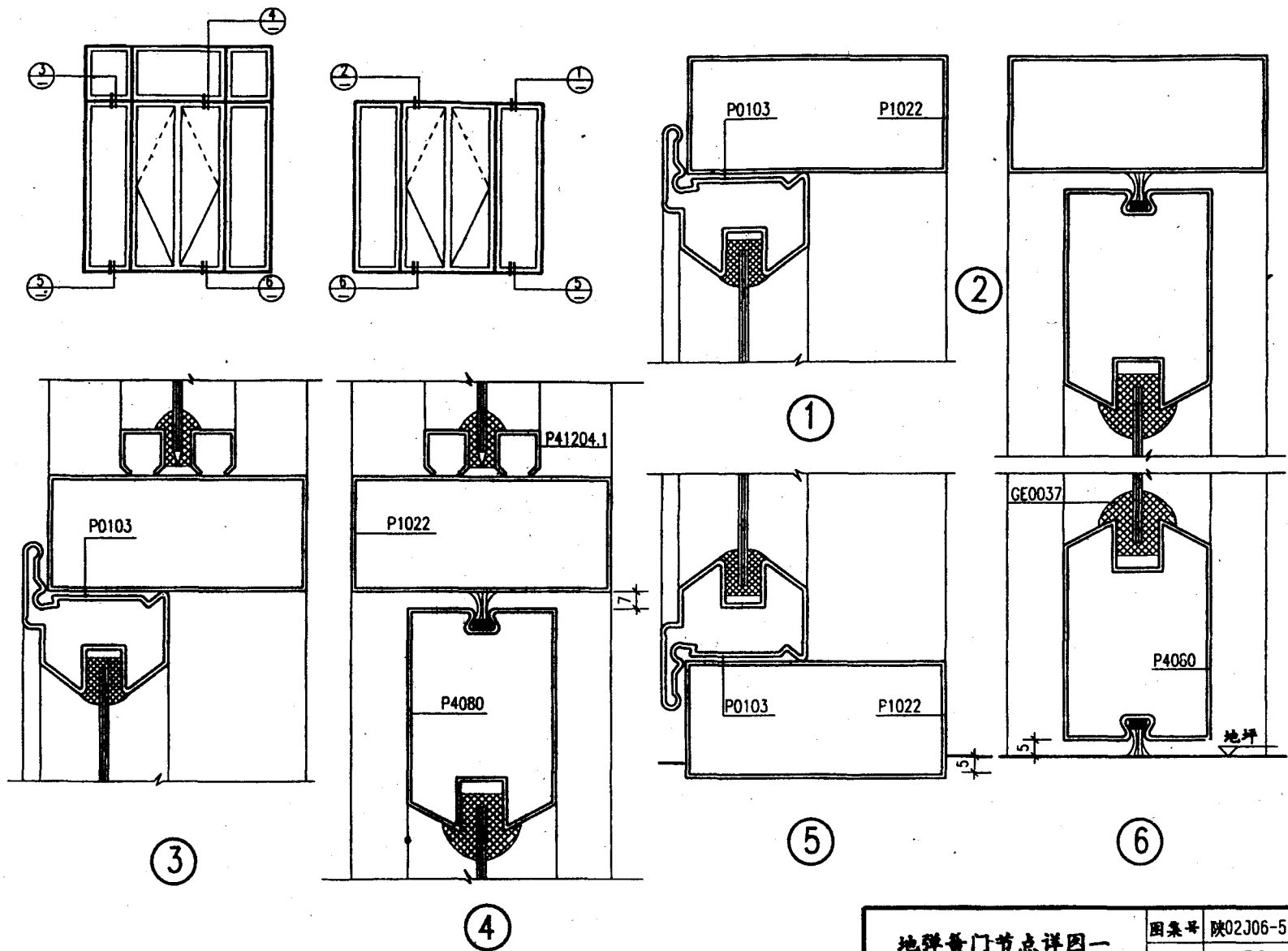
### 地彈簧門選用表一

图集号 陕02J06-5

|    |    |
|----|----|
| 页号 | 34 |
|----|----|

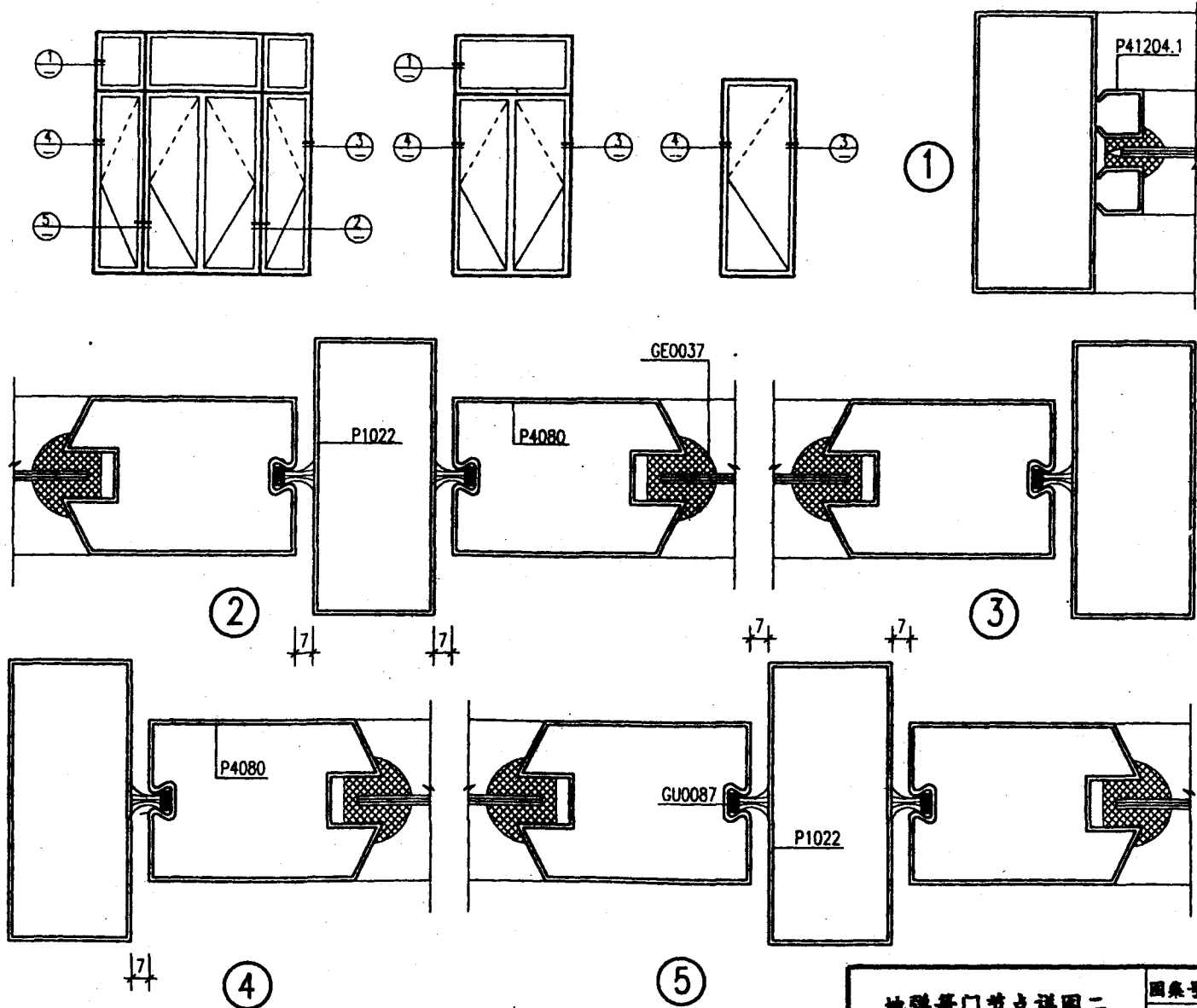
|  |      |   |   |   |   |   |   |      |    |              |  |
|--|------|---|---|---|---|---|---|------|----|--------------|--|
| 洞口尺寸   |      | 3300  |   | 3600  |   | 3900  |   |      |    |              |  |
| 设计说明<br>1. 本图集适用于<br>2. 本图集仅供参考<br>3. 本图集不作为 | 2100 | <div>3264<br/>750 1764 750</div> <div>2064<br/>56</div> | <div>3264<br/>750 1764 750</div> <div>2064<br/>57</div> | <div>3564<br/>900 1764 900</div> <div>2064<br/>58</div> | <div>3564<br/>900 1764 900</div> <div>2064<br/>59</div> | <div>3864<br/>900 2064 900</div> <div>2064<br/>60</div> | <div>3864<br/>900 2064 900</div> <div>2064<br/>61</div> | 100  | 均分 | 100          |  |
|  | 2400 | <div>2364<br/>600 2064 600</div> <div>2064<br/>62</div> | <div>2364<br/>600 2064 600</div> <div>2064<br/>63</div> | <div>2364<br/>600 2064 600</div> <div>2064<br/>64</div> | <div>2364<br/>600 2064 600</div> <div>2064<br/>65</div> | <div>2364<br/>600 2064 600</div> <div>2064<br/>66</div> | <div>2364<br/>600 2064 600</div> <div>2064<br/>67</div> | 100  | 均分 | 100          |  |
|  | 2700 | <div>2664<br/>600 2064 600</div> <div>2064<br/>68</div> | <div>2664<br/>600 2064 600</div> <div>2064<br/>69</div> | <div>2664<br/>600 2064 600</div> <div>2064<br/>70</div> | <div>2664<br/>600 2064 600</div> <div>2064<br/>71</div> | <div>2664<br/>600 2064 600</div> <div>2064<br/>72</div> | <div>2664<br/>600 2064 600</div> <div>2064<br/>73</div> | 100  | 均分 | 100          |  |
|  | 3000 | <div>2964<br/>900 2064 900</div> <div>2064<br/>74</div> | <div>2964<br/>900 2064 900</div> <div>2064<br/>75</div> | <div>2964<br/>900 2064 900</div> <div>2064<br/>76</div> | <div>2964<br/>900 2064 900</div> <div>2064<br/>77</div> | <div>2964<br/>900 2064 900</div> <div>2064<br/>78</div> | <div>2964<br/>900 2064 900</div> <div>2064<br/>79</div> | 100  | 均分 | 100          |  |
|  | 3300 | <div>3264<br/>900 2364 900</div> <div>2364<br/>80</div> | <div>3264<br/>900 2364 900</div> <div>2364<br/>81</div> | <div>3264<br/>900 2364 900</div> <div>2364<br/>82</div> | <div>3264<br/>900 2364 900</div> <div>2364<br/>83</div> | <div>3264<br/>900 2364 900</div> <div>2364<br/>84</div> | <div>3264<br/>900 2364 900</div> <div>2364<br/>85</div> | 100  | 均分 | 100          |  |
|  |      | 100 均分 100  |   | 100 均分 100  |   | 100 均分 100  |   | 固定尺寸 |    |              |  |
| 选用方法: DM-xx                                  |      |   |   |   |   |   |   |      |    | 图集号 陕02J06-5 |  |
|  |      |   |   |   |   |   |   |      |    | 页号 35        |  |

地弹簧门选用表二

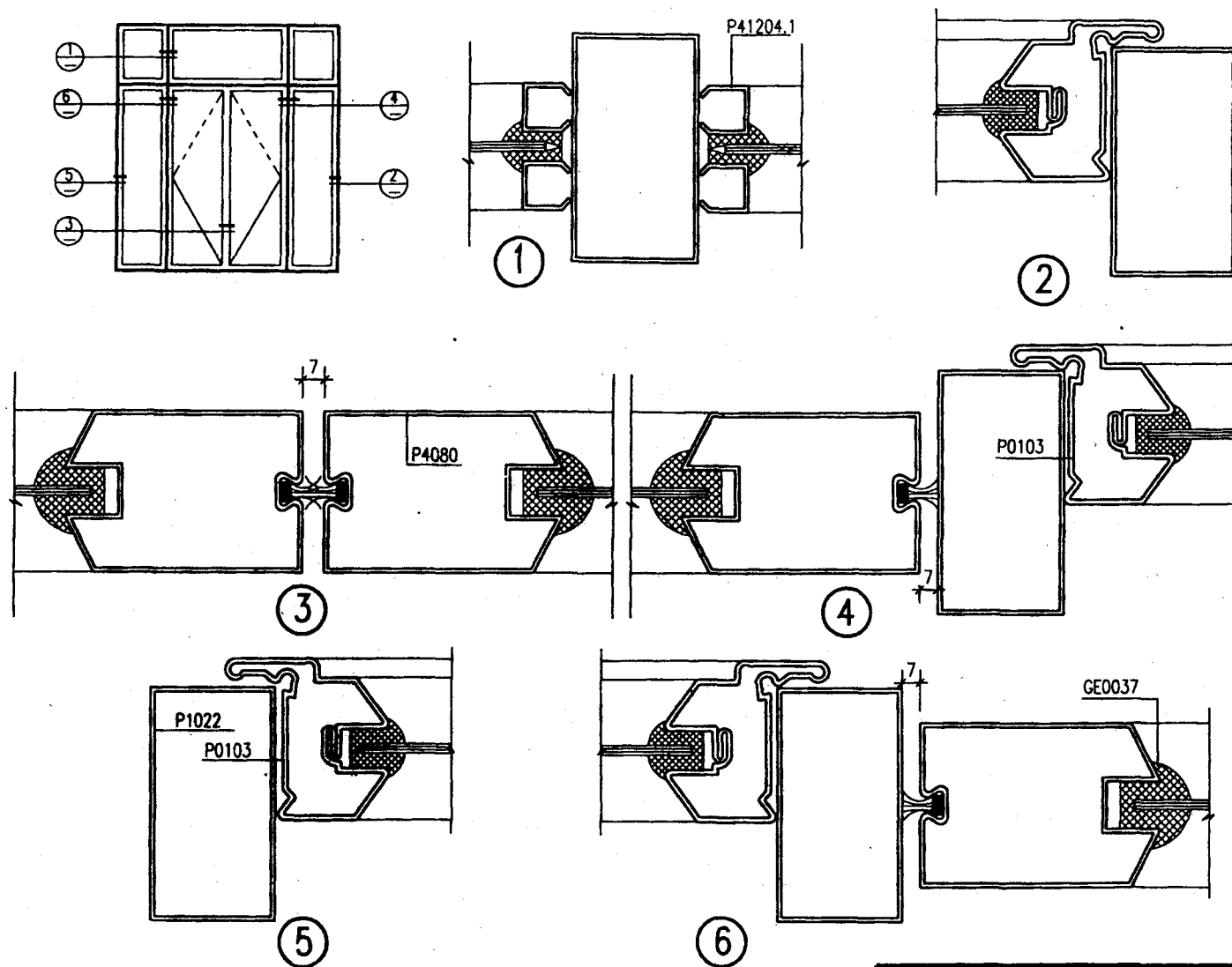


地弹簧门节点详图一

设计  
 审核  
 校对  
 制图  
 日期



地弹簧门节点详图二



### 地弹簧门节点详图三

# 彩色钢板窗

## 说 明

一、本图集主要包括固定窗、平开窗（单玻、双玻）、推拉窗，选用表立面示意图均以外视为例。平开窗选用表均为外开，如设计选用内开平开窗时，应在选用时说明，生产厂家可参考外开平开窗节点制作安装。

二、内开平开窗贴内墙面安装时，应在窗框下安装P41206料，详见 $\frac{5}{63}$ ；内平开窗扇下框应设披水条P0105料，详见 $\frac{5}{63}$ 。






















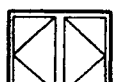




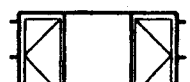




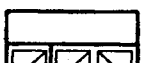
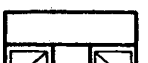
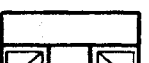
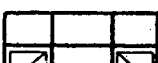




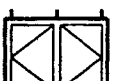





三、玻璃厚度应采用4~5mm。

四、本图集中有部分组合窗立面选用表，设计人员可根据工程需要，参照拼接节点图组合成其它形式的组合窗。

五、平开窗、推拉窗均可根据工程需要安装内纱扇或外纱扇。平开窗内纱扇可向内开启。




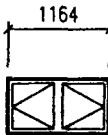
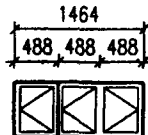
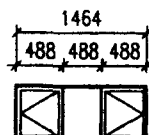
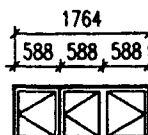









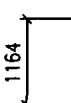


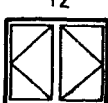


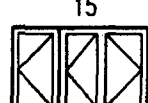
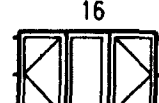
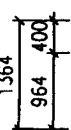



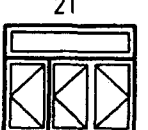


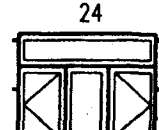
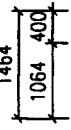



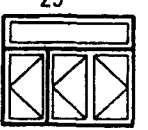

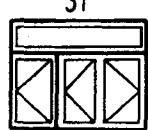
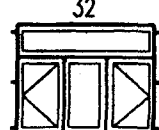
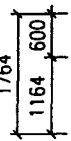



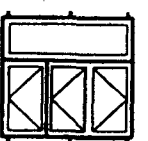
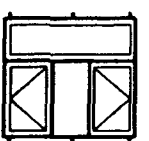
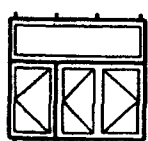



|             |  |                              |                |                  |                  |                  |                  |                  |                                    |                               |                               |                       |
|-------------|--|------------------------------|----------------|------------------|------------------|------------------|------------------|------------------|------------------------------------|-------------------------------|-------------------------------|-----------------------|
| 洞口尺寸        |  | 600                          | 900            | 1200             | 1500             | 1800             | 2100             |                  |                                    |                               |                               |                       |
| 600         |  | 564<br>□<br>01               | 864<br>□<br>02 | 1164<br>□□<br>03 | 1464<br>□□<br>04 | 1464<br>□□<br>05 | 1764<br>□□<br>06 | 1764<br>□□<br>07 | 2064<br>700, 664, 700<br>□□□<br>08 | 2064<br>700, 1364<br>□□<br>09 | 2064<br>1364, 700<br>□□<br>10 | 200<br>200            |
| 900         |  | 864<br>□<br>11               | □<br>12        | □□<br>13         | □□<br>14         | □□<br>15         | □□<br>16         | □□<br>17         | □□□<br>18                          | □□<br>19                      | □□<br>20                      | 200<br>200            |
| 1200        |  | 1164<br>□<br>21              | □<br>22        | □□<br>23         | □□<br>24         | □□<br>25         | □□<br>26         | □□<br>27         | □□<br>28                           |                               |                               | 200<br>均分             |
| 1400        |  | 1364<br>964, 400<br>□<br>29  | □<br>30        | □□<br>31         | □□<br>32         | □□<br>33         | □□<br>34         | □□<br>35         | □□□<br>36                          | □□<br>37                      | □□<br>38                      | 200<br>均分             |
| 1500        |  | 1464<br>1064, 400<br>□<br>39 | □<br>40        | □□<br>41         | □□<br>42         | □□<br>43         | □□<br>44         | □□<br>45         | □□□<br>46                          | □□<br>47                      | □□<br>48                      | 200<br>均分             |
| 1800        |  | 1764<br>1164, 600<br>□<br>49 | □<br>50        | □□<br>51         | □□<br>52         | □□<br>53         | □□<br>54         | □□<br>55         | □□□<br>56                          | □□<br>57                      | □□<br>58                      | 200<br>均分             |
|             |  | 200 200<br>均分                | 200 200<br>均分  | 200 均分 200<br>均分 | 200 均分 200<br>均分 | 200 均分 200<br>均分 | 200 均分 200<br>均分 | 200 均分 200<br>均分 | 200 均分 200<br>均分                   | 200 均分 200<br>均分              | 200 均分 200<br>均分              | 固定尺寸                  |
| 通用方法: GC-xx |  |                              |                |                  |                  |                  |                  |                  |                                    | 固定窗选用表                        |                               | 图集号 陕02J06-5<br>页号 40 |

| 洞口尺寸                       | 600  | 900  | 1200   | 1500  | 1800   | 2100  | 2400  |   |  |                       |
|----------------------------|--|--|--|---|--|---|---|---|--|-----------------------|
| 600                        | <div><div>564</div><div></div><div>01</div></div>                     | <div><div>564</div><div></div><div>02</div></div> | <div><div>864</div><div></div><div>03</div></div> | <div><div>1164</div><div></div><div>04</div></div> | <div><div>1464</div><div>488 488 488</div><div></div><div>05</div></div> | <div><div>1464</div><div>488 488 488</div><div></div><div>06</div></div> | <div><div>1764</div><div>582 600 582</div><div></div><div>07</div></div> | <div><div>2064</div><div>582 900 582</div><div></div><div>08</div></div> | <div><div>2364</div><div>582 1200 582</div><div></div><div>09</div></div> | 200 200<br>200 200    |
| 900                        | <div><div>864</div><div></div><div>10</div></div>                     | <div><div></div><div>11</div></div>               | <div><div></div><div>12</div></div>               | <div><div></div><div>13</div></div>                | <div><div></div><div>14</div></div>                                      | <div><div></div><div>15</div></div>                                      | <div><div></div><div>16</div></div>                                      | <div><div></div><div>17</div></div>                                      | <div><div></div><div>18</div></div>                                       | 200 200<br>200 200    |
| 1200                       | <div><div>1164</div><div></div><div>19</div></div>                    | <div><div></div><div>20</div></div>               | <div><div></div><div>21</div></div>               | <div><div></div><div>22</div></div>                | <div><div></div><div>23</div></div>                                      | <div><div></div><div>24</div></div>                                      | <div><div></div><div>25</div></div>                                      | <div><div></div><div>26</div></div>                                      | <div><div></div><div>27</div></div>                                       | 200 200<br>200 200    |
| 1400                       | <div><div>1364</div><div>964 400</div><div></div><div>28</div></div>  | <div><div></div><div>29</div></div>               | <div><div></div><div>30</div></div>               | <div><div></div><div>31</div></div>                | <div><div></div><div>32</div></div>                                      | <div><div></div><div>33</div></div>                                      | <div><div></div><div>34</div></div>                                      | <div><div></div><div>35</div></div>                                      | <div><div></div><div>36</div></div>                                       | 200 200<br>200 200    |
|                            | <div><div>1364</div><div>400 964</div><div></div><div>37</div></div> | <div><div></div><div>38</div></div>              | <div><div></div><div>39</div></div>              | <div><div></div><div>40</div></div>               | <div><div></div><div>41</div></div>                                     | <div><div></div><div>42</div></div>                                     | <div><div></div><div>43</div></div>                                     | <div><div></div><div>44</div></div>                                     | <div><div></div><div>45</div></div>                                      | 200 200<br>200 200    |
|                            | 200 200  | 200 200  | 200 200<br>200 200   | 200 200<br>200 200  | 200 200<br>200 200   | 200 200<br>200 200  | 200 200<br>200 200  | 200 200<br>200 200  | 200 200<br>200 200   | 200 200<br>200 200    |
| 选用方法: PC1-xx; 附纱窗: PC1S-xx |  |  |  |   |  |   |   |   |  | 图集号 陕02J06-5<br>页号 41 |
| 平开窗(单玻)选用表一                |  |  |  |   |  |   |   |   |  |                       |

平开窗(单玻)选用表一

|                             |            |              |              |              |               |                              |                              |                              |                              |                               |
|-----------------------------|------------|--------------|--------------|--------------|---------------|------------------------------|------------------------------|------------------------------|------------------------------|-------------------------------|
| 洞口尺寸                        |            | 600          | 900          | 1200         | 1500          | 1800                         | 2100                         | 2400                         |                              |                               |
| 1500                        |            | <br>564 1464 | <br>564 1064 | <br>864 1464 | <br>1164 1464 | <br>1464 1464<br>488,488,488 | <br>1464 1464<br>488,488,488 | <br>1764 1464<br>582,600,582 | <br>2064 1464<br>582,900,582 | <br>2364 1464<br>582,1200,582 |
|                             |            | 46           | 47           | 48           | 49            | 50                           | 51                           | 52                           | 53                           | 54                            |
|                             |            | <br>564 1064 | <br>564 1064 | <br>864 1064 | <br>1164 1064 | <br>1464 1064                | <br>1464 1064                | <br>1764 1064                | <br>2064 1064                | <br>2364 1064                 |
|                             |            | 55           | 56           | 57           | 58            | 59                           | 60                           | 61                           | 62                           | 63                            |
| 1800                        |            | <br>564 1764 | <br>564 1164 | <br>864 1764 | <br>1164 1764 | <br>1464 1764                | <br>1464 1764                | <br>1764 1764                | <br>2064 1764                | <br>2364 1764                 |
|                             |            | 64           | 65           | 66           | 67            | 68                           | 69                           | 70                           | 71                           | 72                            |
|                             |            | <br>564 1764 | <br>564 1164 | <br>864 1764 | <br>1164 1764 | <br>1464 1764                | <br>1464 1764                | <br>1764 1764                | <br>2064 1764                | <br>2364 1764                 |
|                             |            | 73           | 74           | 75           | 76            | 77                           | 78                           | 79                           | 80                           | 81                            |
|                             | 200 均分 200 | 200 均分 200   | 200 均分 200   | 200 均分 200   | 200 均分 200    | 200 均分 200                   | 200 均分 200                   | 200 均分 200                   | 200 均分 200                   |                               |
| 选用方法: PC1-xx ; 附纱窗: PC1S-xx |            |              |              |              |               |                              |                              |                              |                              | 图集号 陕02J06-5<br>页号 42         |

| 洞口尺寸                       |      | 600  | 900  | 1200   | 1500   | 1800  |  |  |  |              |
|----------------------------|------|--|--|--|--|---|--|--|--|--------------|
| 设计<br>单位<br>审核<br>日期       | 600  | <br>01  | <br>02  | <br>03  | <br>04  | <br>05  | <br>06  | <br>07  | <br>08  | 200          |
|                            | 900  | <br>09  | <br>10  | <br>11  | <br>12  | <br>13  | <br>14  | <br>15  | <br>16  | 200          |
|                            | 1200 | <br>17  | <br>18  | <br>19  | <br>20  | <br>21  | <br>22  | <br>23  | <br>24  | 200          |
|                            | 1400 | <br>25  | <br>26  | <br>27  | <br>28  | <br>29  | <br>30  | <br>31  | <br>32  | 200          |
|                            | 1500 | <br>33  | <br>34  | <br>35  | <br>36  | <br>37  | <br>38  | <br>39  | <br>40  | 200          |
|                            | 1800 | <br>41 | <br>42 | <br>43 | <br>44 | <br>45 | <br>46 | <br>47 | <br>48 | 200          |
|                            |      | 200 200  | 200 200  | 200 均分 200   | 200 均分 200   | 200 均分 200  |  |  |  | 固定尺寸         |
| 选用方法: PC2-xx; 附纱窗: PC2S-xx |      |  |  |  |  |   | 平开窗(双玻)选用表   |  |  | 图集号 陕02J06-5 |
|                            |      |  |  |  |  |   |  |  |  | 页号 43        |

| 洞口尺寸 | 2700     | 3000     | 3300     | 3600     | 3900     |          |
|------|----------|----------|----------|----------|----------|----------|
| 600  | <br>01   | <br>02   | <br>03   | <br>04   | <br>05   | 200均分200 |
| 900  | <br>06   | <br>07   | <br>08   | <br>09   | <br>10   | 200均分200 |
| 1200 | <br>11   | <br>12   | <br>13   | <br>14   | <br>15   | 200均分200 |
| 1400 | <br>16   | <br>17   | <br>18   | <br>19   | <br>20   | 200均分200 |
|      | 200均分200 | 200均分200 | 200均分200 | 200均分200 | 200均分200 | 固定尺寸     |

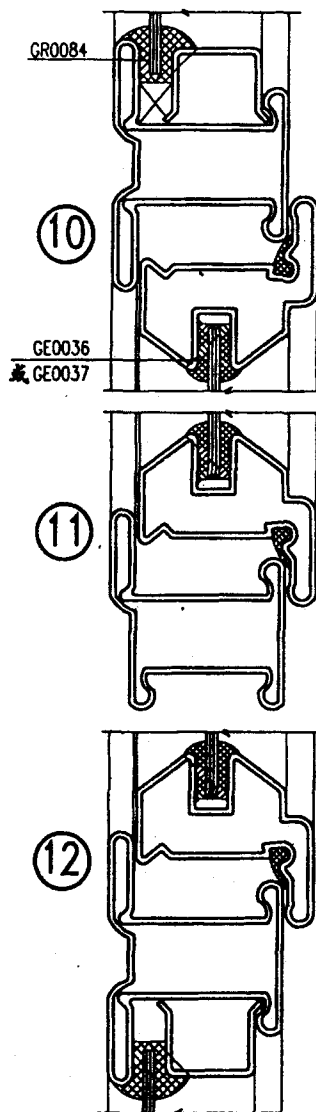
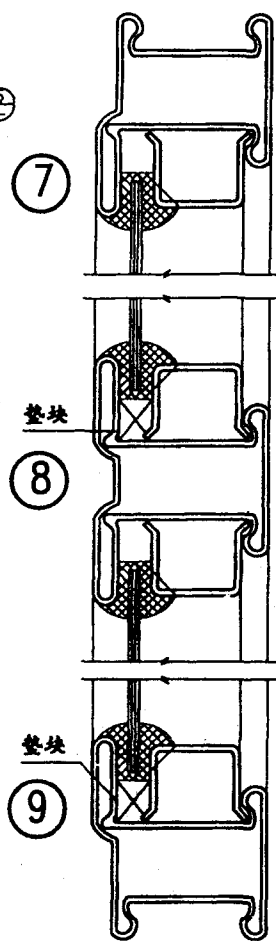
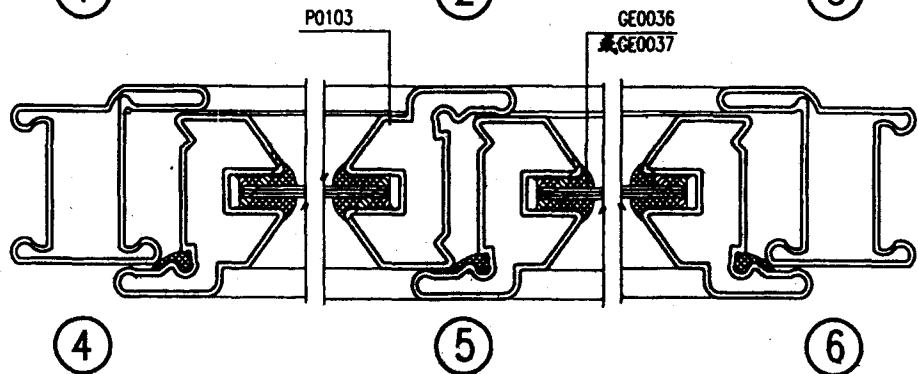
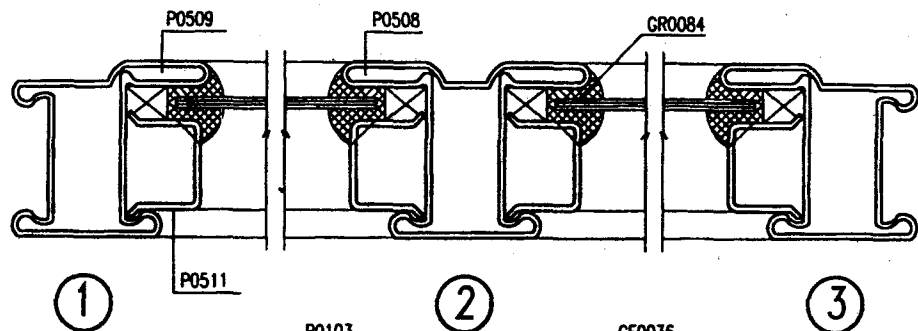
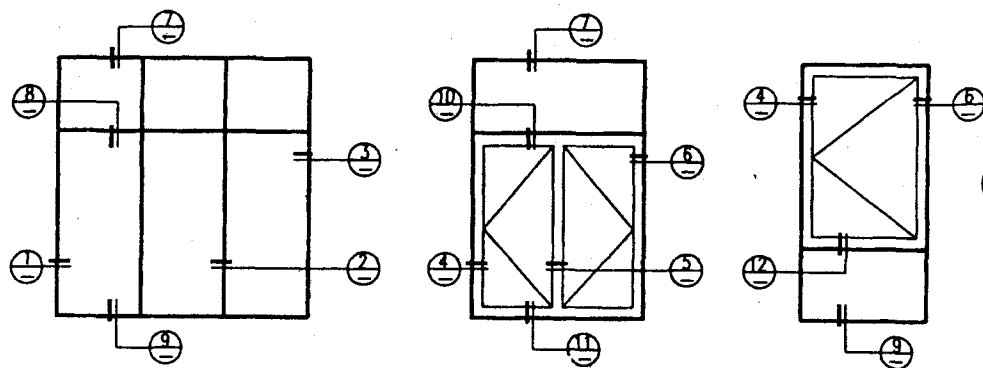
选用方法: 1. 平开组合窗(双玻) ZPC1-xx

2. 平开组合窗(单玻) ZPC2-xx

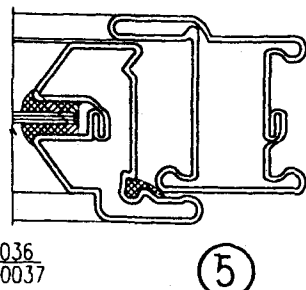
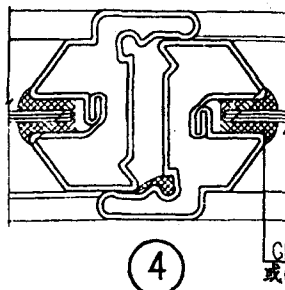
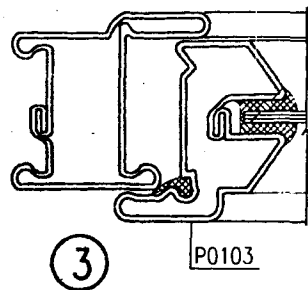
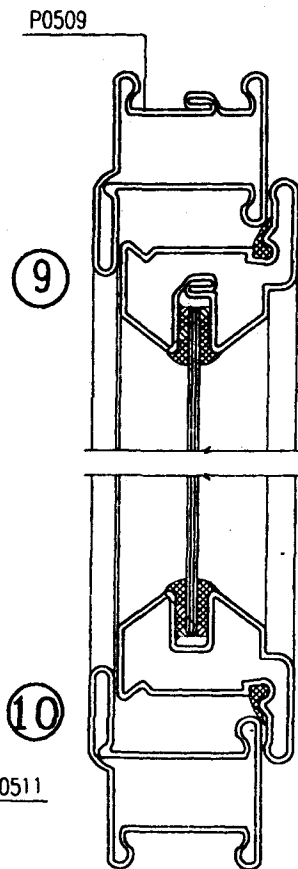
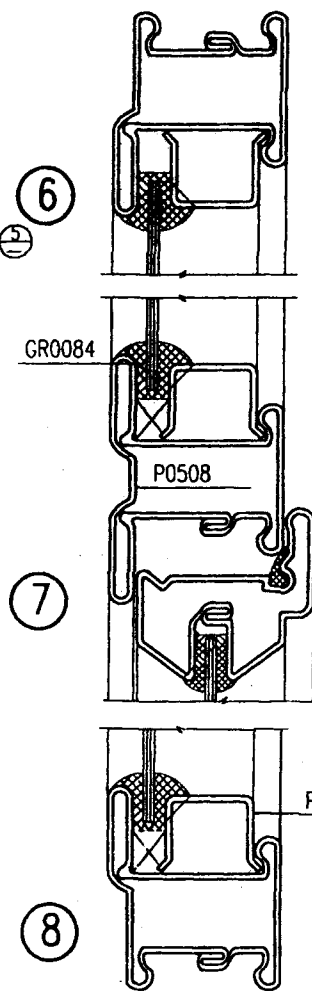
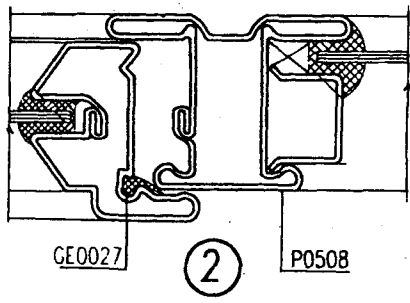
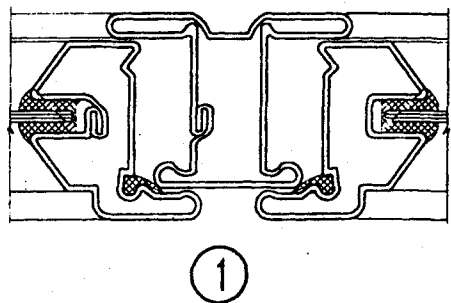
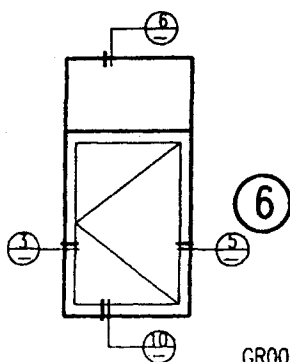
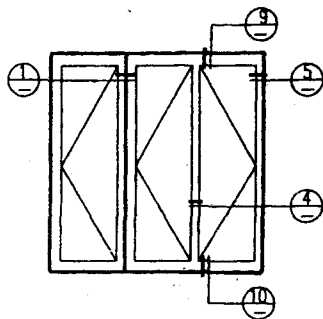
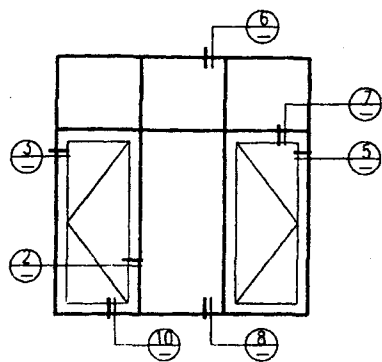
组合平开窗选用表一

|     |          |
|-----|----------|
| 图集号 | 陕02J06-5 |
| 页号  | 44       |





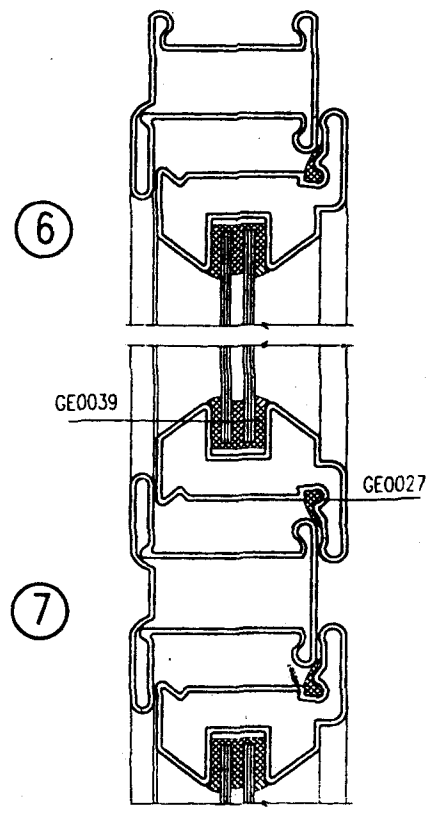
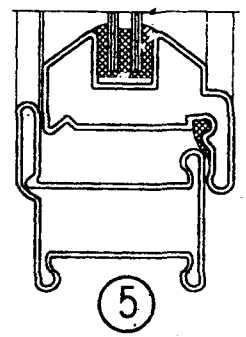
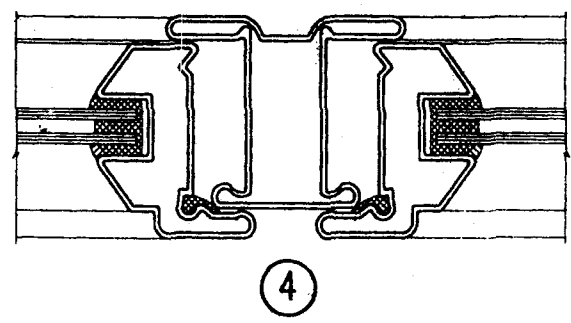
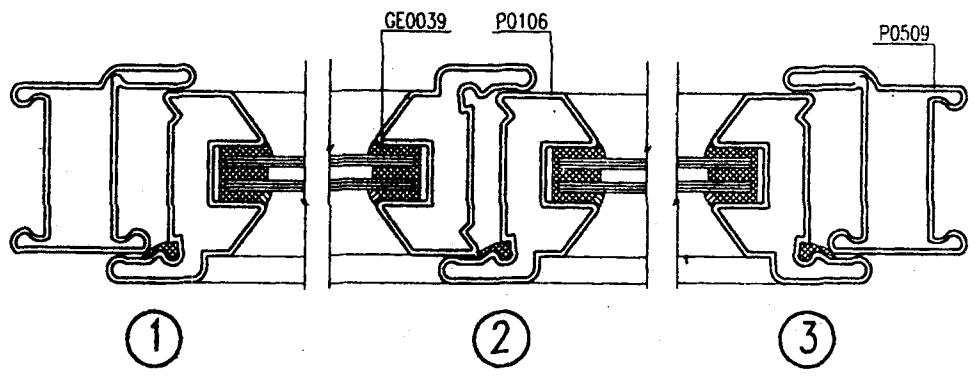
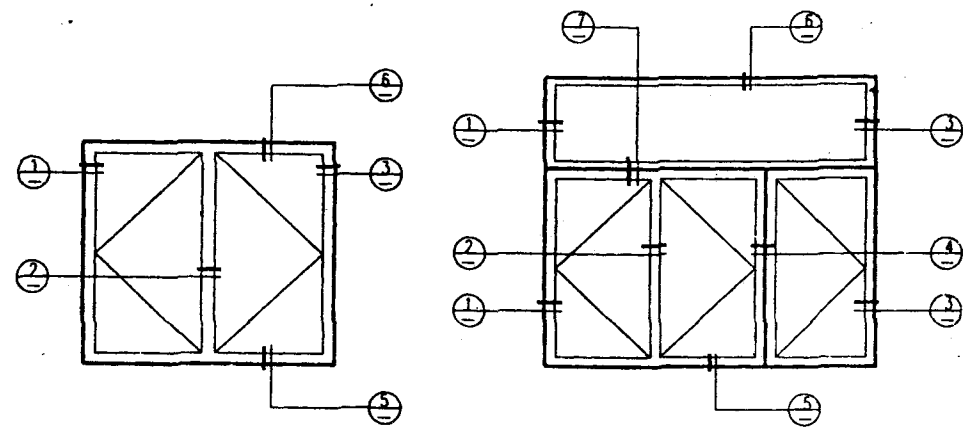
固定窗、平开窗(单玻)  
 节点详图

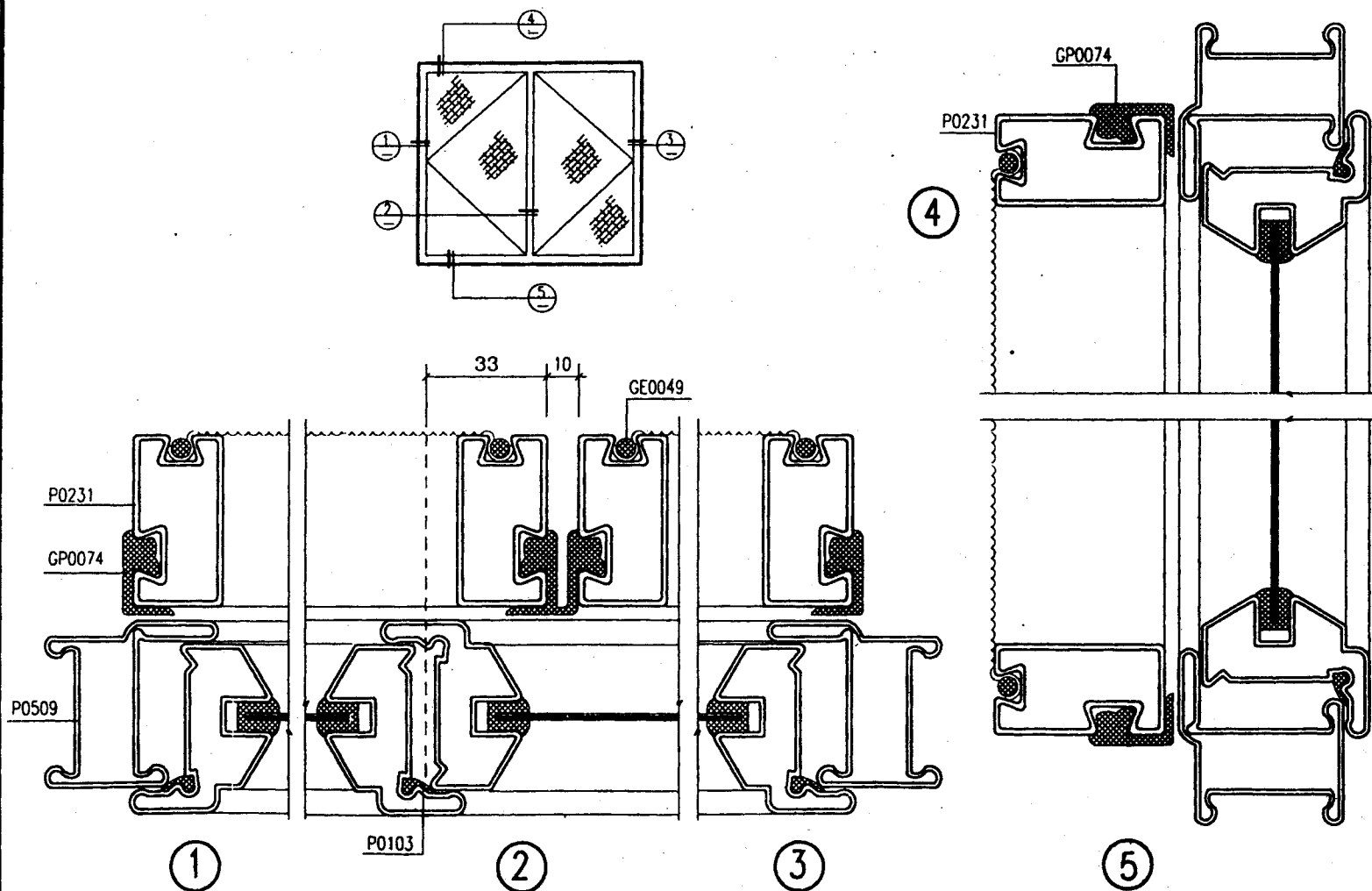


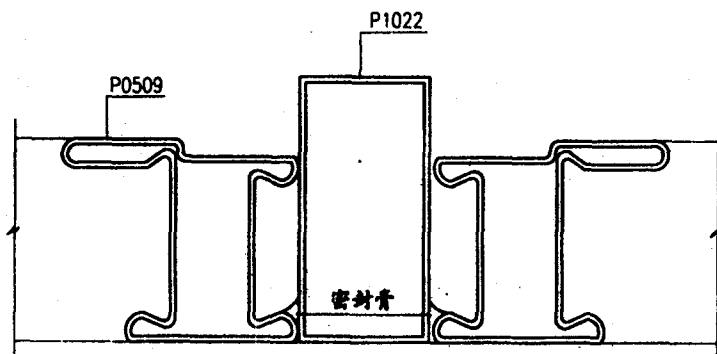
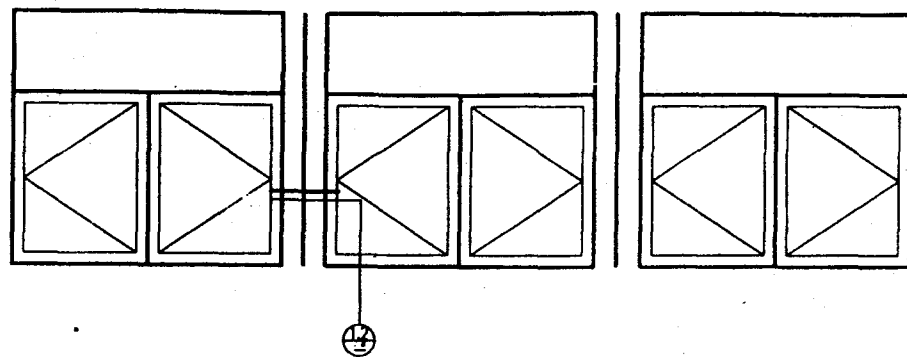
8

平开窗(单玻)节点详图

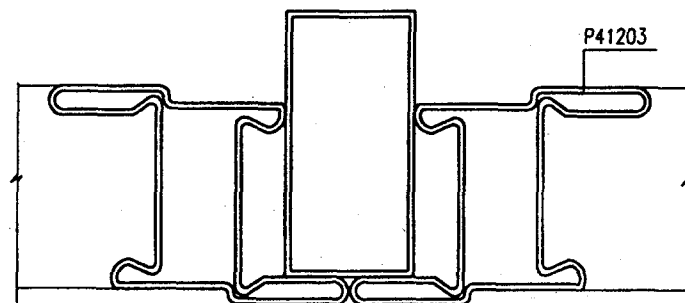








①



②

|      |  |  |  |      |  |  |  |  |  |      |  |  |  |  |  |      |  |
|------|--|--|--|------|--|--|--|--|--|------|--|--|--|--|--|------|--|
| 洞口尺寸 |  |  |  | 1200 |  |  |  |  |  | 1500 |  |  |  |  |  |      |  |
| 图例   |  |  |  | 900  |  |  |  |  |  | 1200 |  |  |  |  |  | 1400 |  |
| 1500 |  |  |  | 1200 |  |  |  |  |  | 900  |  |  |  |  |  | 100  |  |
| 100  |  |  |  | 100  |  |  |  |  |  | 100  |  |  |  |  |  | 100  |  |
| 100  |  |  |  | 100  |  |  |  |  |  | 100  |  |  |  |  |  | 100  |  |
| 100  |  |  |  | 100  |  |  |  |  |  | 100  |  |  |  |  |  | 100  |  |
| 100  |  |  |  | 100  |  |  |  |  |  | 100  |  |  |  |  |  | 100  |  |
| 100  |  |  |  | 100  |  |  |  |  |  | 100  |  |  |  |  |  | 100  |  |
| 100  |  |  |  | 100  |  |  |  |  |  | 100  |  |  |  |  |  | 100  |  |
| 100  |  |  |  | 100  |  |  |  |  |  | 100  |  |  |  |  |  | 100  |  |
| 100  |  |  |  | 100  |  |  |  |  |  | 100  |  |  |  |  |  | 100  |  |
| 100  |  |  |  | 100  |  |  |  |  |  | 100  |  |  |  |  |  | 100  |  |
| 100  |  |  |  | 100  |  |  |  |  |  | 100  |  |  |  |  |  | 100  |  |
| 100  |  |  |  | 100  |  |  |  |  |  | 100  |  |  |  |  |  | 100  |  |
| 100  |  |  |  | 100  |  |  |  |  |  | 100  |  |  |  |  |  | 100  |  |
| 100  |  |  |  | 100  |  |  |  |  |  | 100  |  |  |  |  |  | 100  |  |
| 100  |  |  |  | 100  |  |  |  |  |  | 100  |  |  |  |  |  | 100  |  |
| 100  |  |  |  | 100  |  |  |  |  |  | 100  |  |  |  |  |  | 100  |  |
| 100  |  |  |  | 100  |  |  |  |  |  | 100  |  |  |  |  |  | 100  |  |
| 100  |  |  |  | 100  |  |  |  |  |  | 100  |  |  |  |  |  | 100  |  |
| 100  |  |  |  | 100  |  |  |  |  |  | 100  |  |  |  |  |  | 100  |  |
| 100  |  |  |  | 100  |  |  |  |  |  | 100  |  |  |  |  |  | 100  |  |
| 100  |  |  |  | 100  |  |  |  |  |  | 100  |  |  |  |  |  | 100  |  |
| 100  |  |  |  | 100  |  |  |  |  |  | 100  |  |  |  |  |  | 100  |  |
| 100  |  |  |  | 100  |  |  |  |  |  | 100  |  |  |  |  |  | 100  |  |
| 100  |  |  |  | 100  |  |  |  |  |  | 100  |  |  |  |  |  | 100  |  |
| 100  |  |  |  | 100  |  |  |  |  |  | 100  |  |  |  |  |  | 100  |  |
| 100  |  |  |  | 100  |  |  |  |  |  | 100  |  |  |  |  |  | 100  |  |
| 100  |  |  |  | 100  |  |  |  |  |  | 100  |  |  |  |  |  | 100  |  |
| 100  |  |  |  | 100  |  |  |  |  |  | 100  |  |  |  |  |  | 100  |  |
| 100  |  |  |  | 100  |  |  |  |  |  | 100  |  |  |  |  |  | 100  |  |
| 100  |  |  |  | 100  |  |  |  |  |  | 100  |  |  |  |  |  | 100  |  |
| 100  |  |  |  | 100  |  |  |  |  |  | 100  |  |  |  |  |  | 100  |  |
| 100  |  |  |  | 100  |  |  |  |  |  | 100  |  |  |  |  |  | 100  |  |
| 100  |  |  |  | 100  |  |  |  |  |  | 100  |  |  |  |  |  | 100  |  |
| 100  |  |  |  | 100  |  |  |  |  |  | 100  |  |  |  |  |  | 100  |  |
| 100  |  |  |  | 100  |  |  |  |  |  | 100  |  |  |  |  |  | 100  |  |
| 100  |  |  |  | 100  |  |  |  |  |  | 100  |  |  |  |  |  | 100  |  |
| 100  |  |  |  | 100  |  |  |  |  |  | 100  |  |  |  |  |  | 100  |  |
| 100  |  |  |  | 100  |  |  |  |  |  | 100  |  |  |  |  |  | 100  |  |
| 100  |  |  |  | 100  |  |  |  |  |  | 100  |  |  |  |  |  | 100  |  |
| 100  |  |  |  | 100  |  |  |  |  |  | 100  |  |  |  |  |  | 100  |  |
| 100  |  |  |  | 100  |  |  |  |  |  | 100  |  |  |  |  |  | 100  |  |
| 100  |  |  |  | 100  |  |  |  |  |  | 100  |  |  |  |  |  | 100  |  |
| 100  |  |  |  | 100  |  |  |  |  |  | 100  |  |  |  |  |  | 100  |  |
| 100  |  |  |  | 100  |  |  |  |  |  | 100  |  |  |  |  |  | 100  |  |
| 100  |  |  |  | 100  |  |  |  |  |  | 100  |  |  |  |  |  | 100  |  |
| 100  |  |  |  | 100  |  |  |  |  |  | 100  |  |  |  |  |  | 100  |  |
| 100  |  |  |  | 100  |  |  |  |  |  | 100  |  |  |  |  |  | 100  |  |
| 100  |  |  |  | 100  |  |  |  |  |  | 100  |  |  |  |  |  | 100  |  |
| 100  |  |  |  | 100  |  |  |  |  |  | 100  |  |  |  |  |  | 100  |  |
| 100  |  |  |  | 100  |  |  |  |  |  | 100  |  |  |  |  |  | 100  |  |
| 100  |  |  |  | 100  |  |  |  |  |  | 100  |  |  |  |  |  | 100  |  |
| 100  |  |  |  | 100  |  |  |  |  |  | 100  |  |  |  |  |  | 100  |  |
| 100  |  |  |  | 100  |  |  |  |  |  | 100  |  |  |  |  |  | 100  |  |
| 100  |  |  |  | 100  |  |  |  |  |  | 100  |  |  |  |  |  | 100  |  |
| 100  |  |  |  | 100  |  |  |  |  |  | 100  |  |  |  |  |  | 100  |  |
| 100  |  |  |  | 100  |  |  |  |  |  | 100  |  |  |  |  |  | 100  |  |
| 100  |  |  |  | 100  |  |  |  |  |  | 100  |  |  |  |  |  | 100  |  |
| 100  |  |  |  | 100  |  |  |  |  |  | 100  |  |  |  |  |  | 100  |  |
| 100  |  |  |  | 100  |  |  |  |  |  | 100  |  |  |  |  |  | 100  |  |
| 100  |  |  |  | 100  |  |  |  |  |  | 100  |  |  |  |  |  | 100  |  |
| 100  |  |  |  | 100  |  |  |  |  |  | 100  |  |  |  |  |  | 100  |  |
| 100  |  |  |  | 100  |  |  |  |  |  | 100  |  |  |  |  |  | 100  |  |
| 100  |  |  |  | 100  |  |  |  |  |  | 100  |  |  |  |  |  | 100  |  |
| 100  |  |  |  | 100  |  |  |  |  |  | 100  |  |  |  |  |  | 100  |  |
| 100  |  |  |  | 100  |  |  |  |  |  | 100  |  |  |  |  |  | 100  |  |
| 100  |  |  |  | 100  |  |  |  |  |  | 100  |  |  |  |  |  | 100  |  |
| 100  |  |  |  | 100  |  |  |  |  |  | 100  |  |  |  |  |  | 100  |  |
| 100  |  |  |  | 100  |  |  |  |  |  | 100  |  |  |  |  |  | 100  |  |
| 100  |  |  |  | 100  |  |  |  |  |  | 100  |  |  |  |  |  | 100  |  |
| 100  |  |  |  | 100  |  |  |  |  |  | 100  |  |  |  |  |  | 100  |  |
| 100  |  |  |  | 100  |  |  |  |  |  | 100  |  |  |  |  |  | 100  |  |
| 100  |  |  |  | 100  |  |  |  |  |  | 100  |  |  |  |  |  | 100  |  |
| 100  |  |  |  | 100  |  |  |  |  |  | 100  |  |  |  |  |  | 100  |  |
| 100  |  |  |  | 100  |  |  |  |  |  | 100  |  |  |  |  |  | 100  |  |
| 100  |  |  |  | 100  |  |  |  |  |  | 100  |  |  |  |  |  | 100  |  |
| 100  |  |  |  | 100  |  |  |  |  |  | 100  |  |  |  |  |  | 100  |  |
| 100  |  |  |  | 100  |  |  |  |  |  | 100  |  |  |  |  |  | 100  |  |
| 100  |  |  |  | 100  |  |  |  |  |  | 100  |  |  |  |  |  | 100  |  |
| 100  |  |  |  | 100  |  |  |  |  |  | 100  |  |  |  |  |  | 100  |  |
| 100  |  |  |  | 100  |  |  |  |  |  | 100  |  |  |  |  |  | 100  |  |
| 100  |  |  |  | 100  |  |  |  |  |  | 100  |  |  |  |  |  | 100  |  |
| 100  |  |  |  | 100  |  |  |  |  |  | 100  |  |  |  |  |  | 100  |  |
| 100  |  |  |  | 100  |  |  |  |  |  | 100  |  |  |  |  |  | 100  |  |
| 100  |  |  |  | 100  |  |  |  |  |  | 100  |  |  |  |  |  | 100  |  |
| 100  |  |  |  | 100  |  |  |  |  |  | 100  |  |  |  |  |  | 100  |  |
| 100  |  |  |  | 100  |  |  |  |  |  | 100  |  |  |  |  |  | 100  |  |
| 100  |  |  |  | 100  |  |  |  |  |  | 100  |  |  |  |  |  | 100  |  |
| 100  |  |  |  | 100  |  |  |  |  |  | 100  |  |  |  |  |  | 100  |  |
| 100  |  |  |  | 100  |  |  |  |  |  | 100  |  |  |  |  |  | 100  |  |
| 100  |  |  |  | 100  |  |  |  |  |  | 100  |  |  |  |  |  | 100  |  |
| 100  |  |  |  | 100  |  |  |  |  |  | 100  |  |  |  |  |  | 100  |  |
| 100  |  |  |  | 100  |  |  |  |  |  | 100  |  |  |  |  |  | 100  |  |
| 100  |  |  |  | 100  |  |  |  |  |  | 100  |  |  |  |  |  | 100  |  |
| 100  |  |  |  | 100  |  |  |  |  |  | 100  |  |  |  |  |  | 100  |  |
| 100  |  |  |  | 100  |  |  |  |  |  | 100  |  |  |  |  |  | 100  |  |
| 100  |  |  |  | 100  |  |  |  |  |  | 100  |  |  |  |  |  | 100  |  |
| 100  |  |  |  | 100  |  |  |  |  |  | 100  |  |  |  |  |  | 100  |  |
| 100  |  |  |  | 100  |  |  |  |  |  | 100  |  |  |  |  |  | 100  |  |
| 100  |  |  |  | 100  |  |  |  |  |  | 100  |  |  |  |  |  | 100  |  |
| 100  |  |  |  | 100  |  |  |  |  |  | 100  |  |  |  |  |  | 100  |  |
| 100  |  |  |  | 100  |  |  |  |  |  | 100  |  |  |  |  |  | 100  |  |
| 100  |  |  |  | 100  |  |  |  |  |  | 100  |  |  |  |  |  | 100  |  |
| 100  |  |  |  | 100  |  |  |  |  |  | 100  |  |  |  |  |  | 100  |  |
| 100  |  |  |  | 100  |  |  |  |  |  | 100  |  |  |  |  |  | 100  |  |
| 100  |  |  |  | 100  |  |  |  |  |  | 100  |  |  |  |  |  | 100  |  |
| 100  |  |  |  | 100  |  |  |  |  |  | 100  |  |  |  |  |  | 100  |  |
| 100  |  |  |  | 100  |  |  |  |  |  | 100  |  |  |  |  |  | 100  |  |
| 100  |  |  |  | 100  |  |  |  |  |  | 100  |  |  |  |  |  | 100  |  |
| 100  |  |  |  | 100  |  |  |  |  |  | 100  |  |  |  |  |  | 100  |  |
| 100  |  |  |  | 100  |  |  |  |  |  | 100  |  |  |  |  |  | 100  |  |
| 100  |  |  |  | 100  |  |  |  |  |  | 100  |  |  |  |  |  | 100  |  |
| 100  |  |  |  | 100  |  |  |  |  |  | 100  |  |  |  |  |  | 100  |  |
| 100  |  |  |  | 100  |  |  |  |  |  | 100  |  |  |  |  |  | 100  |  |
| 100  |  |  |  | 100  |  |  |  |  |  | 100  |  |  |  |  |  | 100  |  |
| 100  |  |  |  | 100  |  |  |  |  |  | 100  |  |  |  |  |  | 100  |  |
| 100  |  |  |  |      |  |  |  |  |  |      |  |  |  |  |  |      |  |

|                |     |      |  |      |  |      |  |      |  |      |  |      |  |  |      |  |  |      |  |  |      |  |  |   |
|----------------|-----|------|--|------|--|------|--|------|--|------|--|------|--|--|------|--|--|------|--|--|------|--|--|---|
| 洞口尺寸           |     | 1800 |  |      |  |      |  |      |  |      |  | 2100 |  |  |      |  |  |      |  |  |      |  |  |   |
| 设计<br>尺寸<br>mm | 900 | 1764 |  | 1764 |  | 1764 |  | 1764 |  | 1764 |  | 2064 |  |  | 2064 |  |  | 2064 |  |  | 2064 |  |  | 100<br>均分<br>100<br>均分<br>100<br>均分<br>100<br>均分<br>100<br>均分<br>100<br>均分<br>100<br>均分<br>100<br>均分<br>100<br>均分<br>100<br>均分<br>100<br>均分<br>100<br>均分<br>100<br>均分<br>100<br>均分<br>100<br>均分<br>100<br>均分<br>100<br>均分<br>100<br>均分<br>100<br>均分<br>100<br>均分<br>100<br>均分<br>100<br>均分<br>100<br>均分<br>100<br>均分<br>100<br>均分<br>100<br>均分<br>100<br>均分<br>100<br>均分<br>100<br>均分<br>100<br>均分<br>100<br>均分<br>100<br>均分<br>100<br>均分<br>100<br>均分<br>100<br>均分<br>100<br>均分<br>100<br>均分<br>100<br>均分<br>100<br>均分<br>100<br>均分<br>100<br>均分<br>100<br>均分<br>100<br>均分<br>100<br>均分<br>100<br>均分<br>100<br>均分<br>100<br>均分<br>100<br>均分<br>100<br>均分<br>100<br>均分<br>100<br>均分<br>100<br>均分<br>100<br>均分<br>100<br>均分<br>100<br>均分<br>100<br>均分<br>100<br>均分<br>100<br>均分<br>100<br>均分<br>100<br>均分<br>100<br>均分<br>100<br>均分<br>100<br>均分<br>100<br>均分<br>100<br>均分<br>100<br>均分<br>100<br>均分<br>100<br>均分<br>100<br>均分<br>100<br>均分<br>100<br>均分<br>100<br>均分<br>100<br>均分<br>100<br>均分<br>100<br>均分<br>100<br>均分<br>100<br>均分<br>100<br>均分<br>100<br>均分<br>100<br>均分<br>100<br>均分<br>100<br>均分<br>100<br>均分<br>100<br>均分<br>100<br>均分<br>100<br>均分<br>100<br>均分<br>100<br>均分<br>100<br>均分<br>100<br>均分<br>100<br>均分<br>100<br>均分<br>100<br>均分<br>100<br>均分<br>100<br>均分<br>100<br>均分<br>100<br>均分<br>100<br>均分<br>100<br>均分<br>100<br>均分<br>100<br>均分<br>100<br>均分<br>100<br>均分<br>100<br>均分<br>100<br>均分<br>100<br>均分<br>100<br>均分<br>100<br>均分<br>100<br>均分<br>100<br>均分<br>100<br>均分<br>100<br>均分<br>100<br>均分<br>100<br>均分<br>100<br>均分<br>100<br>均分<br>100<br>均分<br>100<br>均分<br>100<br>均分<br>100<br>均分<br>100<br>均分<br>100<br>均分<br>100<br>均分<br>100<br>均分<br>100<br>均分<br>100<br>均分<br>100<br>均分<br>100<br>均分<br>100<br>均分<br>100<br>均分<br>100<br>均分<br>100<br>均分<br>100<br>均分<br>100<br>均分<br>100<br>均分<br>100<br>均分<br>100<br>均分<br>100<br>均分<br>100<br>均分<br>100<br>均分<br>100<br>均分<br>100<br>均分<br>100<br>均分<br>100<br>均分<br>100<br>均分<br>100<br>均分<br>100<br>均分<br>100<br>均分<br>100<br>均分<br>100<br>均分<br>100<br>均分<br>100<br>均分<br>100<br>均分<br>100<br>均分<br>100<br>均分<br>100<br>均分<br>100<br>均分<br>100<br>均分<br>100<br>均分<br>100<br>均分<br>100<br>均分<br>100<br>均分<br>100<br>均分<br>100<br>均分<br>100<br>均分<br>100<br>均分<br>100<br>均分<br>100<br>均分<br>100<br>均分<br>100<br>均分<br>100<br>均分<br>100<br>均分<br>100<br>均分<br>100<br>均分<br>100<br>均分<br>100<br>均分<br>100<br>均分<br>100<br>均分<br>100<br>均分<br>100<br>均分<br>100<br>均分<br>100<br>均分<br>100<br>均分<br>100<br>均分<br>100<br>均分<br>100<br>均分<br>100<br>均分<br>100<br>均分<br>100<br>均分<br>100<br>均分<br>100<br>均分<br>100<br>均分<br>100<br>均分<br>100<br>均分<br>100<br>均分<br>100<br>均分<br>100<br>均分<br>100<br>均分<br>100<br>均分<br>100<br>均分<br>100<br>均分<br>100<br>均分<br>100<br>均分<br>100<br>均分<br>100<br>均分<br>100<br>均分<br>100<br>均分<br>100<br>均分<br>100<br>均分<br>100<br>均分<br>100<br>均分<br>100<br>均分<br>100<br>均分<br>100<br>均分<br>100<br>均分<br>100<br>均分<br>100<br>均分<br>100<br>均分<br>100<br>均分<br>100<br>均分<br>100<br>均分<br>100<br>均分<br>100<br>均分<br>100<br>均分<br>100<br>均分<br>100<br>均分<br>100<br>均分<br>100<br>均分<br>100<br>均分<br>100<br>均分<br>100<br>均分<br>100<br>均分<br>100<br>均分<br>100<br>均分<br>100<br>均分<br>100<br>均分<br>100<br>均分<br>100<br>均分<br>100<br>均分<br>100<br>均分<br>100<br>均分<br>100<br>均分<br>100<br>均分<br>100<br>均分<br>100<br>均分<br>100<br>均分<br>100<br>均分<br>100<br>均分<br>100<br>均分<br>100<br>均分<br>100<br>均分<br>100<br>均分<br>100<br>均分<br>100<br>均分<br>100<br>均分<br>100<br>均分<br>100<br>均分<br>100<br>均分<br>100<br>均分<br>100<br>均分<br>100<br>均分<br>100<br>均分<br>100<br>均分<br>100<br>均分<br>100<br>均分<br>100<br>均分<br>100<br>均分<br>100<br>均分<br>100<br>均分<br>100<br>均分<br>100<br>均分<br>100<br>均分<br>100<br>均分<br>100<br>均分<br>100<br>均分<br>100<br>均分<br>100<br>均分<br>100<br>均分<br>100<br>均分<br>100<br>均分<br>100<br>均分<br>100<br>均分<br>100<br>均分<br>100<br>均分<br>100<br>均分<br>100<br>均分<br>100<br>均分<br>100<br>均分<br>100<br>均分<br>100<br>均分<br>100<br>均分<br>100<br>均分<br>100<br>均分<br>100<br>均分<br>100<br>均分<br>100<br>均分<br>100<br>均分<br>100<br>均分<br>100<br>均分<br>100<br>均分<br>100<br>均分<br>100<br>均分<br>100<br>均分<br>100<br>均分<br>100<br>均分<br>100<br>均分<br>100<br>均分<br>100<br>均分<br>100<br>均分<br>100<br>均分<br>100<br>均分<br>100<br>均分<br>100<br>均分<br>100<br>均分<br>100<br>均分<br>100<br>均分<br>100<br>均分<br>100<br>均分<br>100<br>均分<br>100<br>均分<br>100<br>均分<br>100<br>均分<br>100<br>均分<br>100<br>均分<br>100<br>均分<br>100<br>均分<br>100<br>均分<br>100<br>均分<br>100<br>均分<br>100<br>均分<br>100<br>均分<br>100<br>均分<br>100<br>均分<br>100<br>均分<br>100<br>均分<br>100<br>均分<br>100<br>均分<br>100<br>均分<br>100<br>均分<br>100<br>均分<br>100<br>均分<br>100<br>均分<br>100<br>均分<br>100<br>均分<br>100<br>均分<br>100<br>均分<br>100<br>均分<br>100<br>均分<br>100<br>均分<br>100<br>均分<br>100<br>均分<br>100<br>均分<br>100<br>均分<br>100<br>均分<br>100<br>均分<br>100<br>均分<br>100<br>均分<br>100<br>均分<br>100<br>均分<br>100<br>均分<br>100<br>均分<br>100<br>均分<br>100<br>均分<br>100<br>均分<br>100<br>均分<br>100<br>均分<br>100<br>均分<br>100<br>均分<br>100<br>均分<br>100<br>均分<br>100<br>均分<br>100<br>均分<br>100<br>均分<br>100<br>均分<br>100<br>均分<br>100<br>均分<br>100<br>均分<br>100<br>均分<br>100<br>均分<br>100<br>均分<br>100<br>均分<br>100<br>均分<br>100<br>均分<br>100<br>均分<br>100<br>均分<br>100<br>均分<br>100<br>均分<br>100<br>均分<br>100<br>均分<br>100<br>均分<br>100<br>均分<br>100<br>均分<br>100<br>均分<br>100<br>均分<br>100<br>均分<br>100<br>均分<br>100<br>均分<br>100<br>均分<br>100<br>均分<br>100<br>均分<br>100<br>均分<br>100<br>均分<br>100<br>均分<br>100<br>均分<br>100<br>均分<br>100<br>均分<br>100<br>均分<br>100<br>均分<br>100<br>均分<br>100<br>均分<br>100<br>均分<br>100<br>均分<br>100<br>均分<br>100<br>均分<br>100<br>均分<br>100<br>均分<br>100<br>均分<br>100<br>均分<br>100<br>均分<br>100<br>均分<br>100<br>均分<br>100<br>均分<br>100<br>均分<br>100<br>均分<br>100<br>均分<br>100<br>均分<br>100<br>均分<br>100<br>均分<br>100<br>均分<br>100<br>均分<br>100<br>均分<br>100<br>均分<br>100<br>均分<br>100<br>均分<br>100<br>均分<br>100<br>均分<br>100<br>均分<br>100<br>均分<br>100<br>均分<br>100<br>均分<br>100<br>均分<br>100<br>均分<br>100<br>均分<br>100<br>均分<br>100<br>均分<br>100<br>均分<br>100<br>均分<br>100<br>均分<br>100<br>均分<br>100<br>均分<br>100<br>均分<br>100<br>均分<br>100<br>均分<br>100<br>均分<br>100<br>均分<br>100<br>均分<br>100<br>均分<br>100<br>均分<br>100<br>均分<br>100<br>均分<br>100<br>均分<br>100<br>均分<br>100<br>均分<br>100<br>均分<br>100<br>均分<br>100<br>均分<br>100<br>均分<br>100<br>均分<br>100<br>均分<br>100<br>均分<br>100<br>均分<br>100<br>均分<br>100<br>均分<br>100<br>均分<br>100<br>均分<br>100<br>均分<br>100<br>均分<br>100<br>均分<br>100<br>均分<br>100<br>均分<br>100<br>均分<br>100<br>均分<br>100<br>均分<br>100<br>均分<br>100<br>均分<br>100<br>均分<br>100<br>均分<br>100<br>均分<br>100<br>均分<br>100<br>均分<br>100<br>均分<br>100<br>均分<br>100<br>均分<br>100<br>均分<br>100<br>均分<br>100<br>均分<br>100<br>均分<br>100<br>均分<br>100<br>均分<br>100<br>均分<br>100<br>均分<br>100<br>均分<br>100<br>均分<br>100<br>均分<br>100<br>均分<br>100<br>均分<br>100<br>均分<br>100<br>均分<br>100<br>均分<br>100<br>均分<br>100<br>均分<br>100<br>均分<br>100<br>均分<br>100<br>均分<br>100<br>均分<br>100<br>均分<br>100<br>均分<br>100<br>均分<br>100<br>均分<br>100<br>均分<br>100<br>均分<br>100<br>均分<br>100<br>均分<br>100<br>均分<br>100<br>均分<br>100<br>均分<br>100<br>均分<br>100<br>均分<br>100<br>均分<br>100<br>均分<br>100<br>均分<br>100<br>均分<br>100<br>均分<br>100<br>均分<br>100<br>均分<br>100<br>均分<br>100<br>均分<br>100<br>均分<br>100<br>均分<br>100<br>均分<br>100<br>均分<br>100<br>均分<br>100<br>均分<br>100<br>均分<br>100<br>均分<br>100<br>均分<br>100<br>均分<br>100<br>均分<br>100<br>均分<br>100<br>均分<br>100<br>均分<br>100<br>均分<br>100<br>均分<br>100<br>均分<br>100<br>均分<br>100<br>均分<br>100<br>均分<br>100<br>均分<br>100<br>均分<br>100<br>均分<br>100<br>均分<br>100<br>均分<br>100<br>均分<br>100<br>均分<br>100<br>均分<br>100<br>均分<br>100<br>均分<br>100<br>均分<br>100<br>均分<br>100<br>均分<br>100<br>均分<br>100<br>均分<br>100<br>均分<br>100<br>均分<br>100<br>均分<br>100<br>均分<br>100<br>均分<br>100<br>均分<br>100<br>均分<br>100<br>均分<br>100<br>均分<br>100<br>均分<br>100<br>均分<br>100<br>均分<br>100<br>均分<br>100<br>均分<br>100<br>均分<br>100<br>均分<br>100<br>均分<br>100<br>均分<br>100<br>均分<br>100<br>均分<br>100<br>均分<br>100<br>均分<br>100<br>均分<br>100<br>均分<br>100<br>均分<br>100<br>均分<br>100<br>均分<br>100<br>均分<br>100<br>均分<br>100<br>均分<br>100<br>均分<br>100<br>均分<br>100<br>均分<br>100<br>均分<br>100<br>均分<br>100<br>均分<br>100<br>均分<br>100<br>均分<br>100<br>均分<br>100<br>均分<br>100<br>均分<br>100<br>均分<br>100<br>均分<br>100<br>均分<br>100<br>均分<br>100<br>均分<br>100<br>均分<br>100<br>均分<br>100<br>均分<br>100<br>均分<br>100<br>均分<br>100<br>均分<br>100<br>均分<br>100<br>均分<br>100<br>均分<br>100<br>均分<br>100<br>均分<br>100<br>均分<br>100<br>均分<br>100<br>均分<br>100<br>均分<br>100<br>均分<br>100<br>均分<br>100<br>均分<br>100<br>均分<br>100<br>均分<br>100<br>均分<br>100<br>均分<br>100<br>均分<br>100<br>均分<br>100<br>均分<br>100<br>均分<br>100<br>均分<br>100<br>均分<br>100<br>均分<br>100<br>均分<br>100<br>均分<br>100<br>均分<br>100<br>均分<br>100<br>均分<br>100<br>均分<br>100<br>均分<br>100<br>均分<br>100<br>均分<br>100<br>均分<br>100<br>均分<br>100<br>均分<br>100<br>均分<br>100<br>均分<br>100<br>均分<br>100<br>均分<br>100<br>均分<br>100<br>均分<br>100<br>均分<br>100<br>均分<br>100<br>均分<br>100<br>均分<br>100<br>均分<br>100<br>均分<br>100<br>均分<br>100<br>均分<br>100<br>均分<br>100<br>均分<br>100<br>均分<br>100<br>均分<br>100<br>均分<br>100<br>均分<br>100<br>均分<br>100<br>均分<br>100<br>均分<br>100<br>均分<br>100<br>均分<br>100<br>均分<br>100<br>均分<br>100<br>均分<br>100<br>均分<br>100<br>均分<br>100<br>均分<br>100<br>均分<br>100<br>均分<br>100<br>均分<br>100<br>均分<br>100<br>均分<br>100<br>均分<br>100<br>均分<br>100<br>均分<br>100<br>均分<br>100<br>均分<br>100<br>均分<br>100<br>均分<br>100<br>均分<br>100<br>均分<br>100<br>均分<br>100<br>均分<br>100<br>均分<br>100<br>均分<br>100<br>均分<br>100<br>均分<br>100<br>均分<br>100<br>均分<br>100<br>均分<br>100<br>均分<br>100<br>均分<br>100<br>均分<br>100<br>均分<br>100<br>均分<br>100<br>均分<br>100<br>均分<br>100<br>均分<br>100<br>均分<br>100<br>均分<br>100<br>均分<br>100<br>均分<br>100<br>均分<br>100<br>均分<br>100<br>均分<br>100<br>均分<br>100<br>均分<br>100<br>均分<br>100<br>均分<br>100<br>均分<br>100<br>均分<br>100<br>均分<br>100<br>均分<br>100<br>均分<br>100<br>均分<br>100<br>均分<br>100<br>均分<br>100<br>均分<br>100<br>均分<br>100<br>均分<br>100<br>均分<br>100<br>均分<br>100<br>均分<br>100<br>均分<br>100<br>均分<br>100<br>均分<br>100<br>均分<br>100<br>均分<br>100<br>均分<br>100<br>均分<br>100<br>均分<br>100<br>均分<br>100<br>均分<br>100<br>均分<br>100<br>均分<br>100<br>均分<br>100<br>均分<br>100<br>均分<br>100<br>均分<br>100<br>均分<br>100<br>均分<br>100<br>均分<br>100<br>均分<br>100<br>均分<br>100<br>均分<br>100<br>均分<br>100<br>均分<br>100<br>均分<br>100<br>均分<br>100<br>均分<br>100<br>均分<br>100<br>均分<br>100<br>均分<br>100<br>均分<br>100<br>均分<br>100<br>均分<br>100<br>均分<br>100<br>均分<br>100<br>均分<br>100<br>均分<br>100<br>均分<br>100<br>均分<br>100<br>均分<br>100<br>均分<br>100<br>均分<br>100<br>均分<br>100<br>均分<br>100<br>均分<br>100<br>均分<br>100<br>均分<br>100<br>均分<br>100<br>均分<br>100<br>均分<br>100<br>均分<br>100<br>均分<br>100<br>均分 |



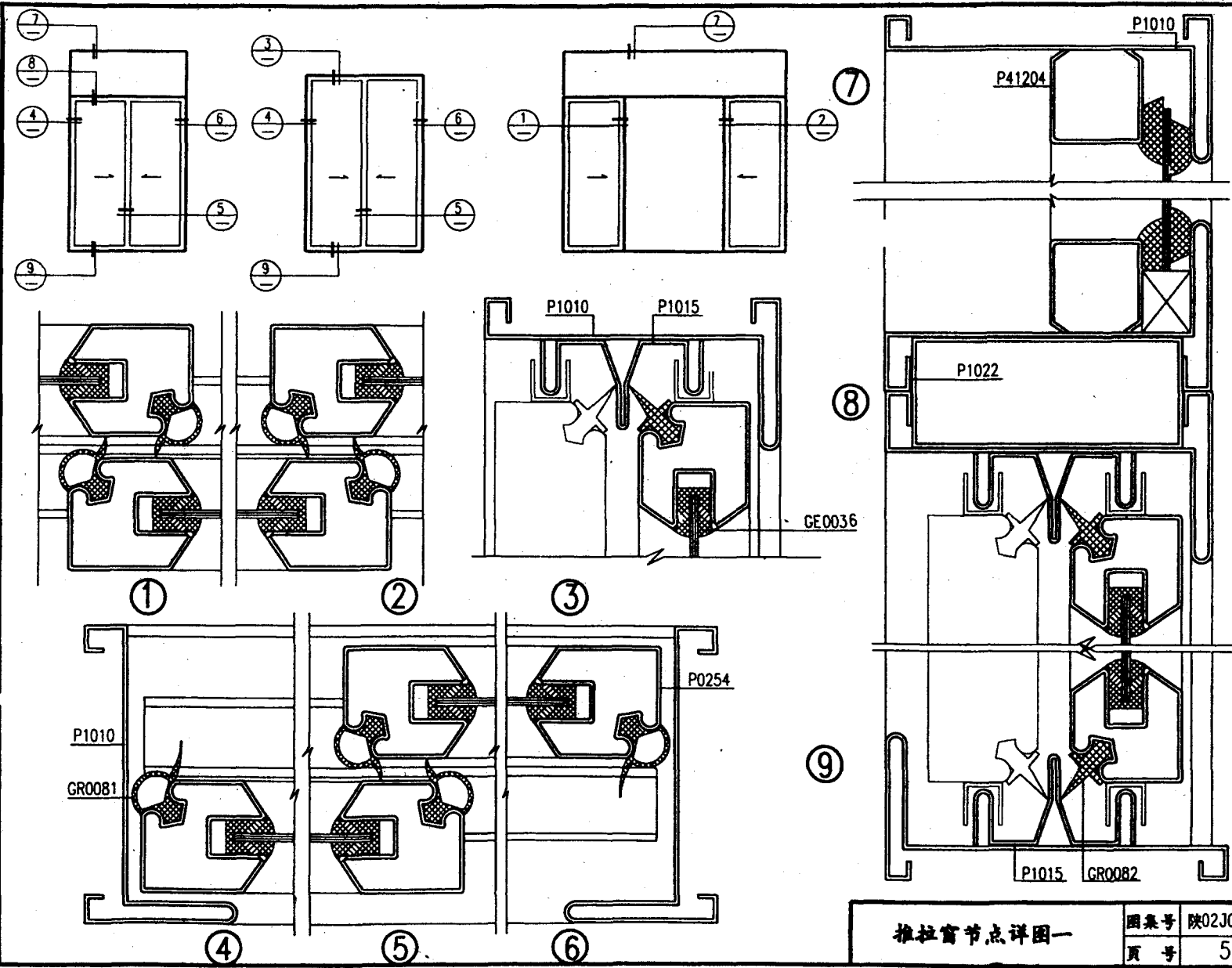


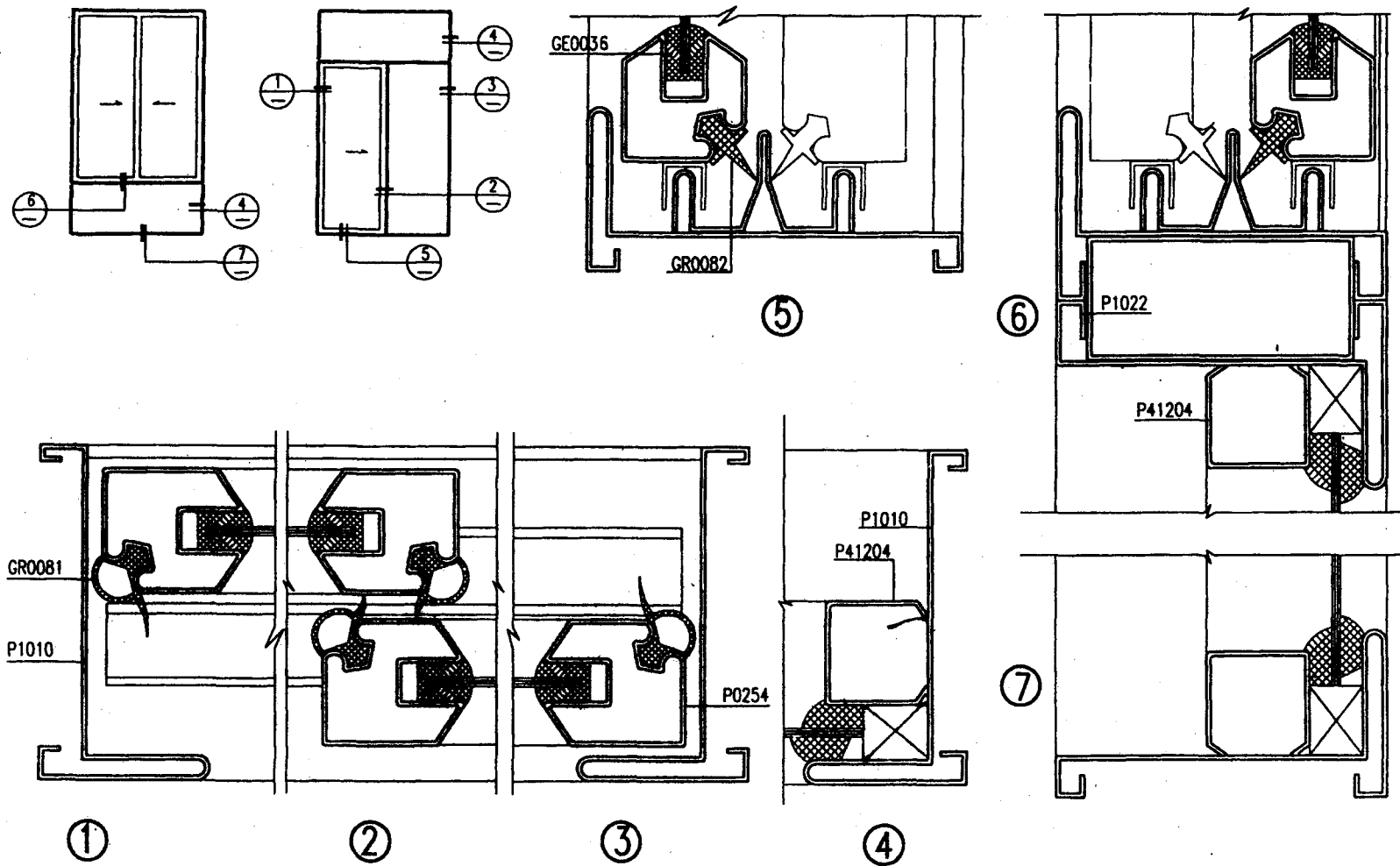
|               |      |  |                                      |                                      |                                      |                                      |                       |
|---------------|------|--|--------------------------------------|--------------------------------------|--------------------------------------|--------------------------------------|-----------------------|
| 洞口尺寸          |      | 2400   | 2700                                 | 3000                                 | 3300                                 | 3600                                 |                       |
| 设计说明<br>对称推拉窗 | 900  | <div>2364<br/>1182 1182<br/>864<br/>01</div> | <div>2664<br/>1332 1332<br/>02</div> | <div>2964<br/>1482 1482<br/>03</div> | <div>3264<br/>1632 1632<br/>04</div> | <div>3564<br/>1782 1782<br/>05</div> | 100均分                 |
|               | 1200 | <div>1164<br/>06</div>                       | <div>07</div>                        | <div>08</div>                        | <div>09</div>                        | <div>10</div>                        | 100均分                 |
|               | 1400 | <div>1364<br/>11</div>                       | <div>12</div>                        | <div>13</div>                        | <div>14</div>                        | <div>15</div>                        | 100均分                 |
|               | 1500 | <div>1464<br/>16</div>                       | <div>17</div>                        | <div>18</div>                        | <div>19</div>                        | <div>20</div>                        | 100均分                 |
|               |      | <div>100均分 100均分</div>                       | <div>100均分 100均分</div>               | <div>100均分 100均分</div>               | <div>100均分 100均分</div>               | <div>100均分 100均分</div>               | 固定尺寸                  |
| 选用方法： ZTC-xx  |      |  |                                      |                                      |                                      | 组合推拉窗选用表一                            | 图集号 陕02J06-5<br>页号 55 |





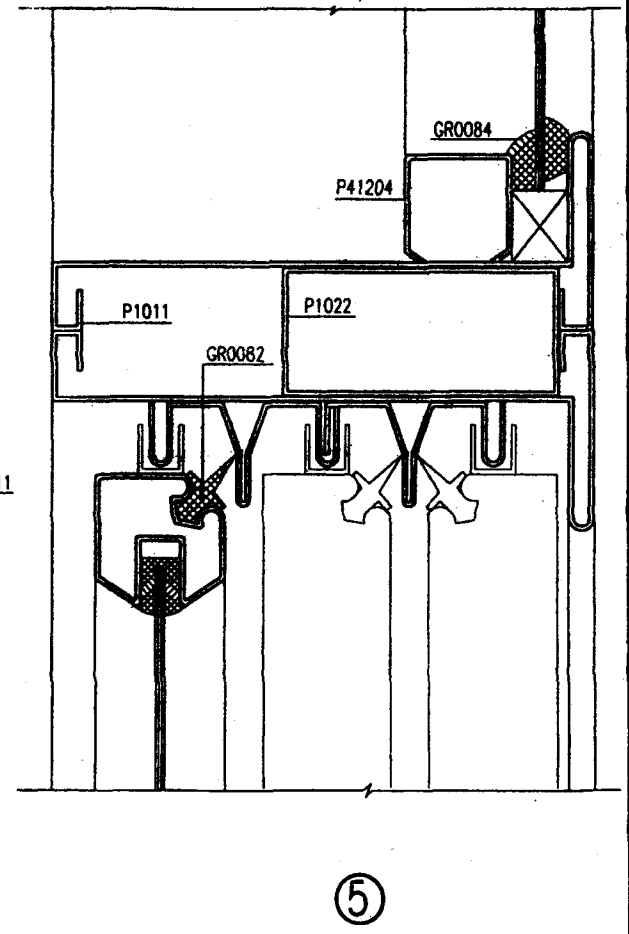
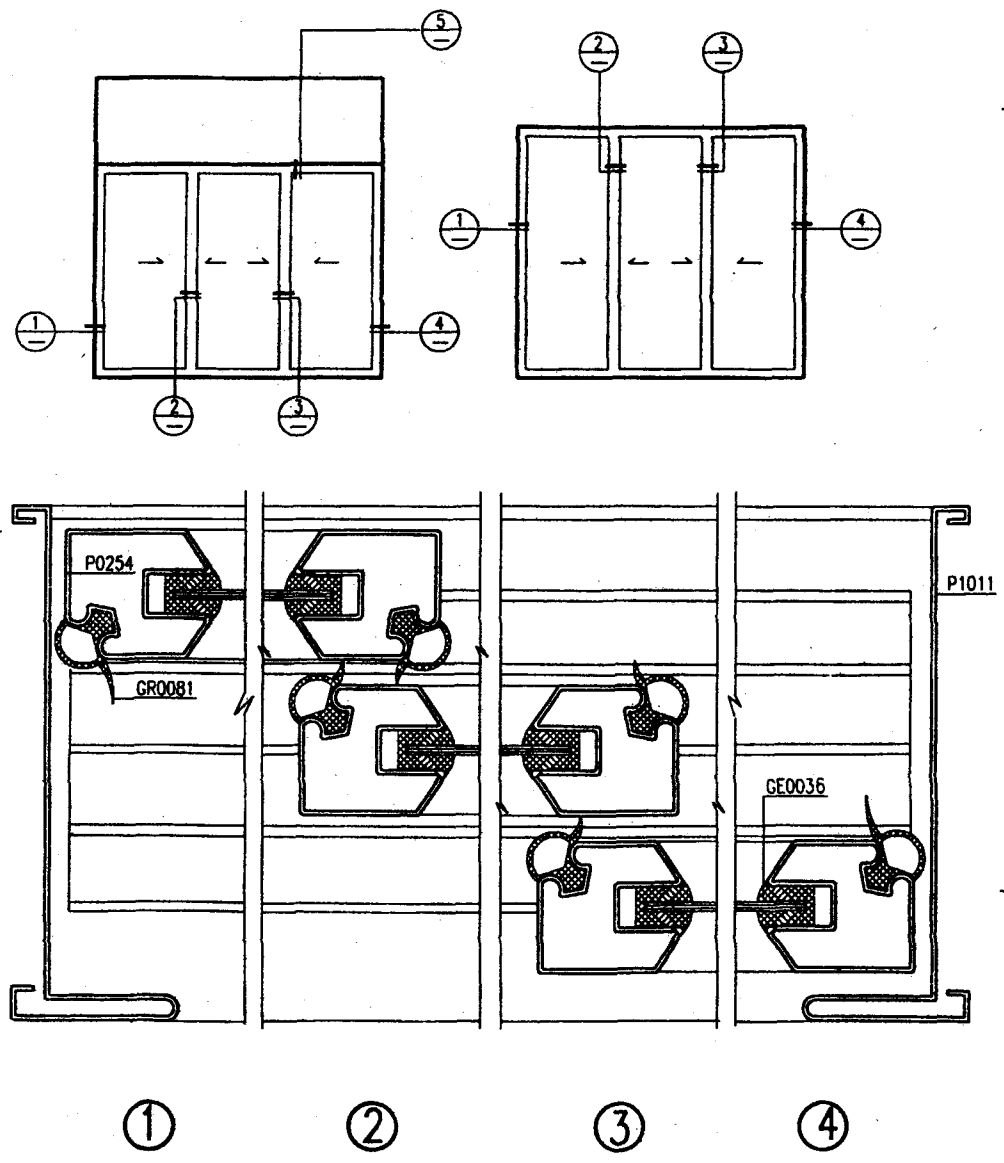
详图  
 名称  
 比例  
 图号  
 备注

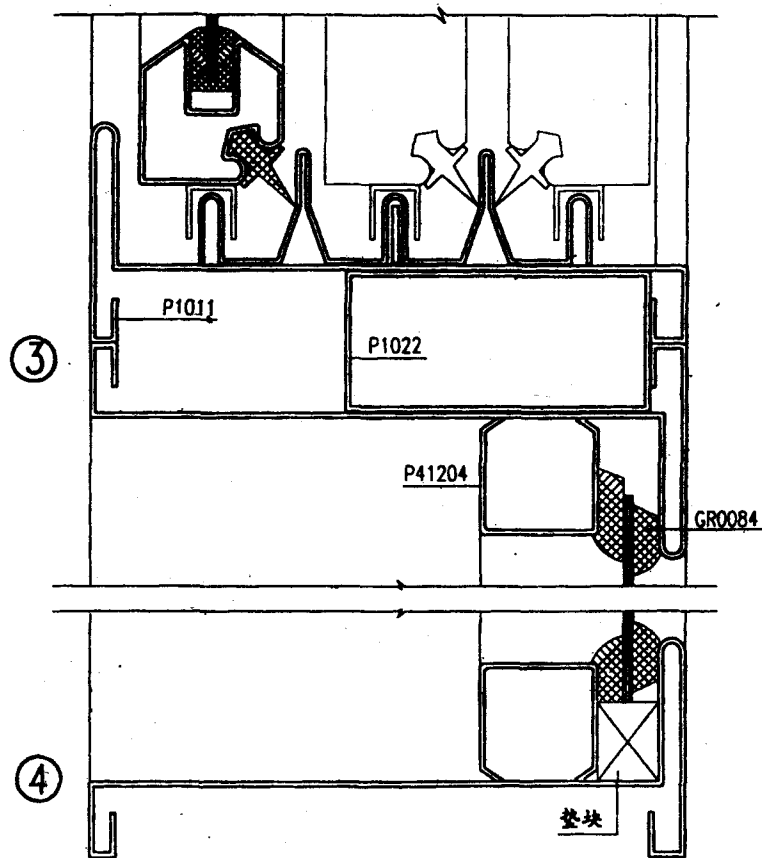
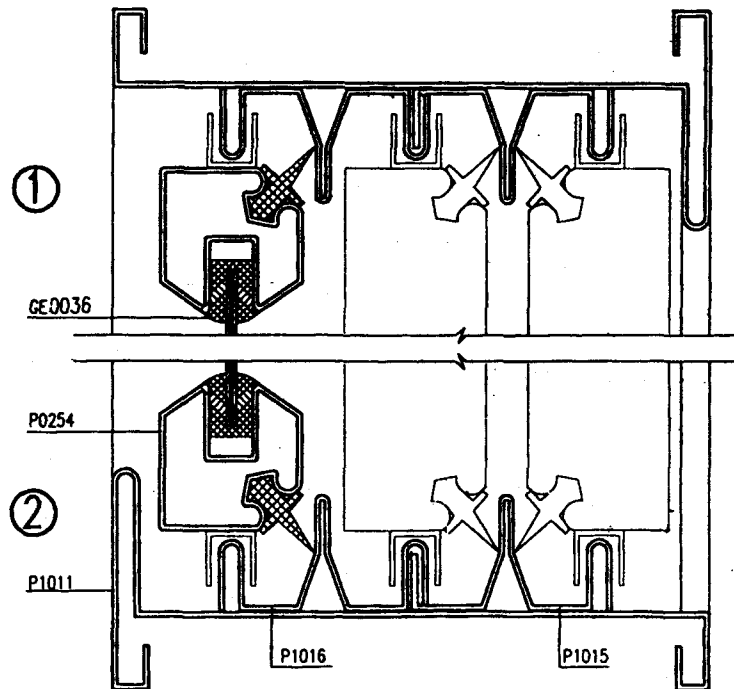
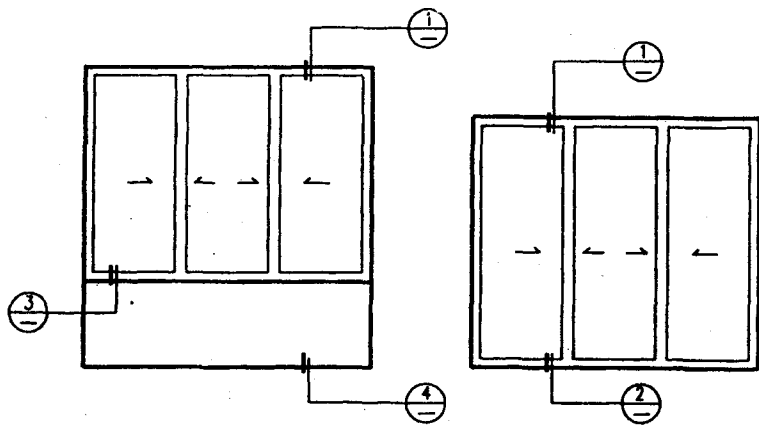




推拉窗节点详图二

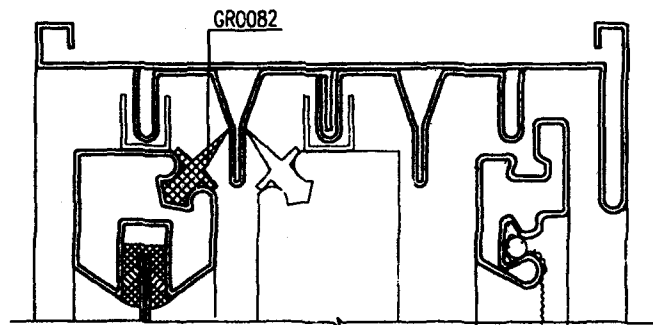
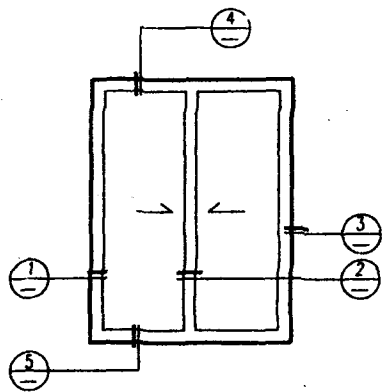
设计图  
 号  
 图  
 号  
 图  
 号



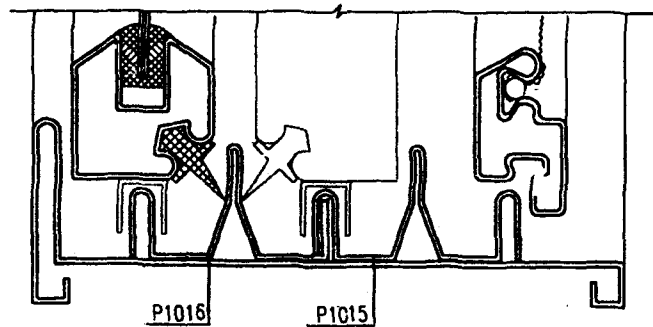
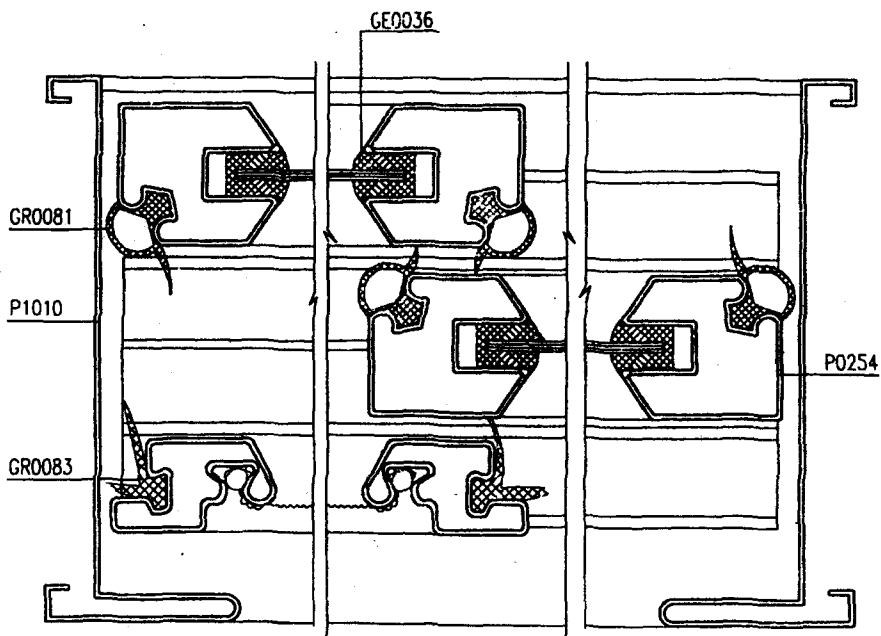


推拉窗节点详图四

陕西建筑  
设计研究院  
技术部



④



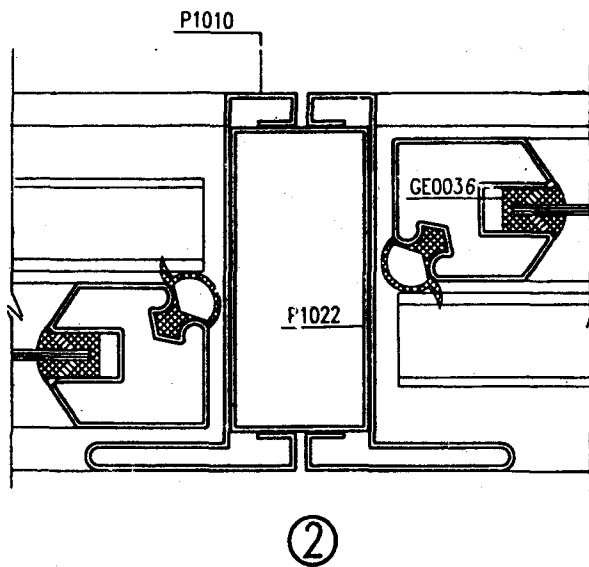
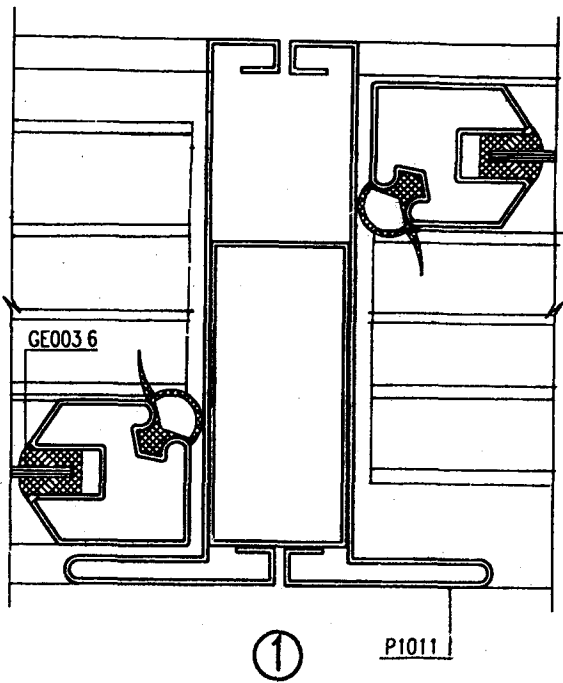
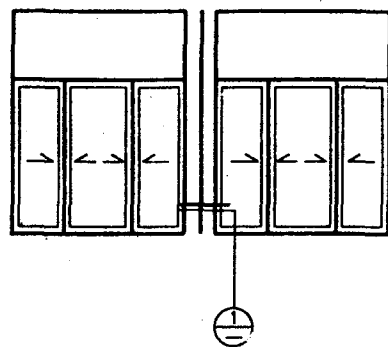
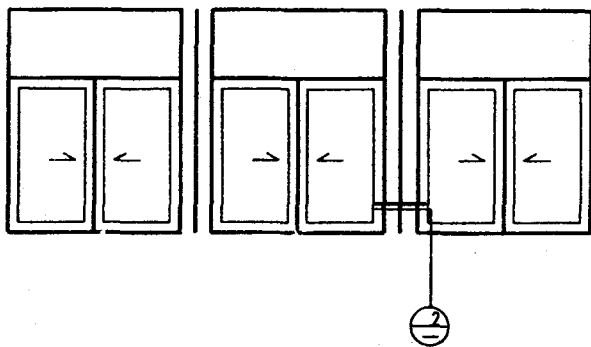
⑤

①

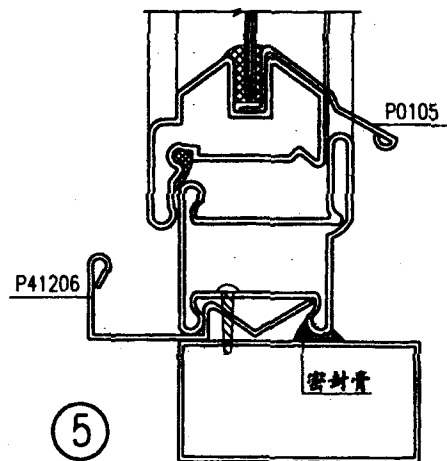
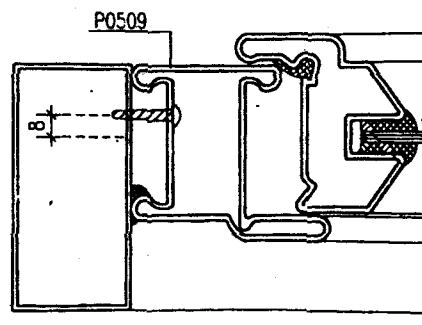
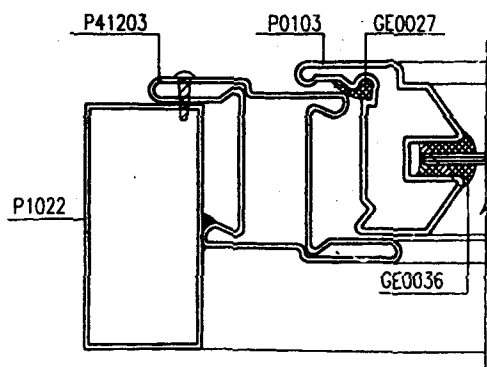
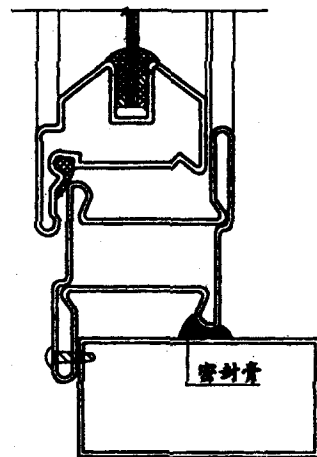
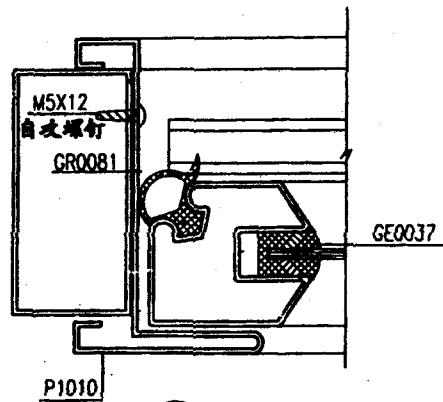
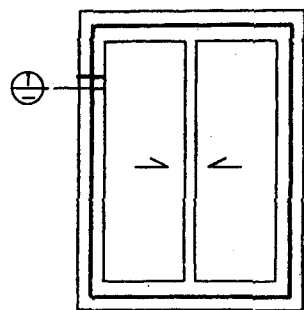
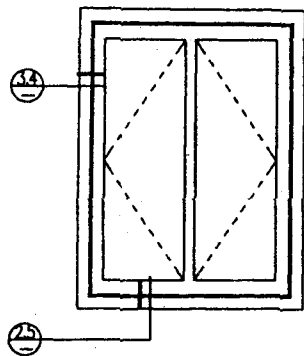
②

③

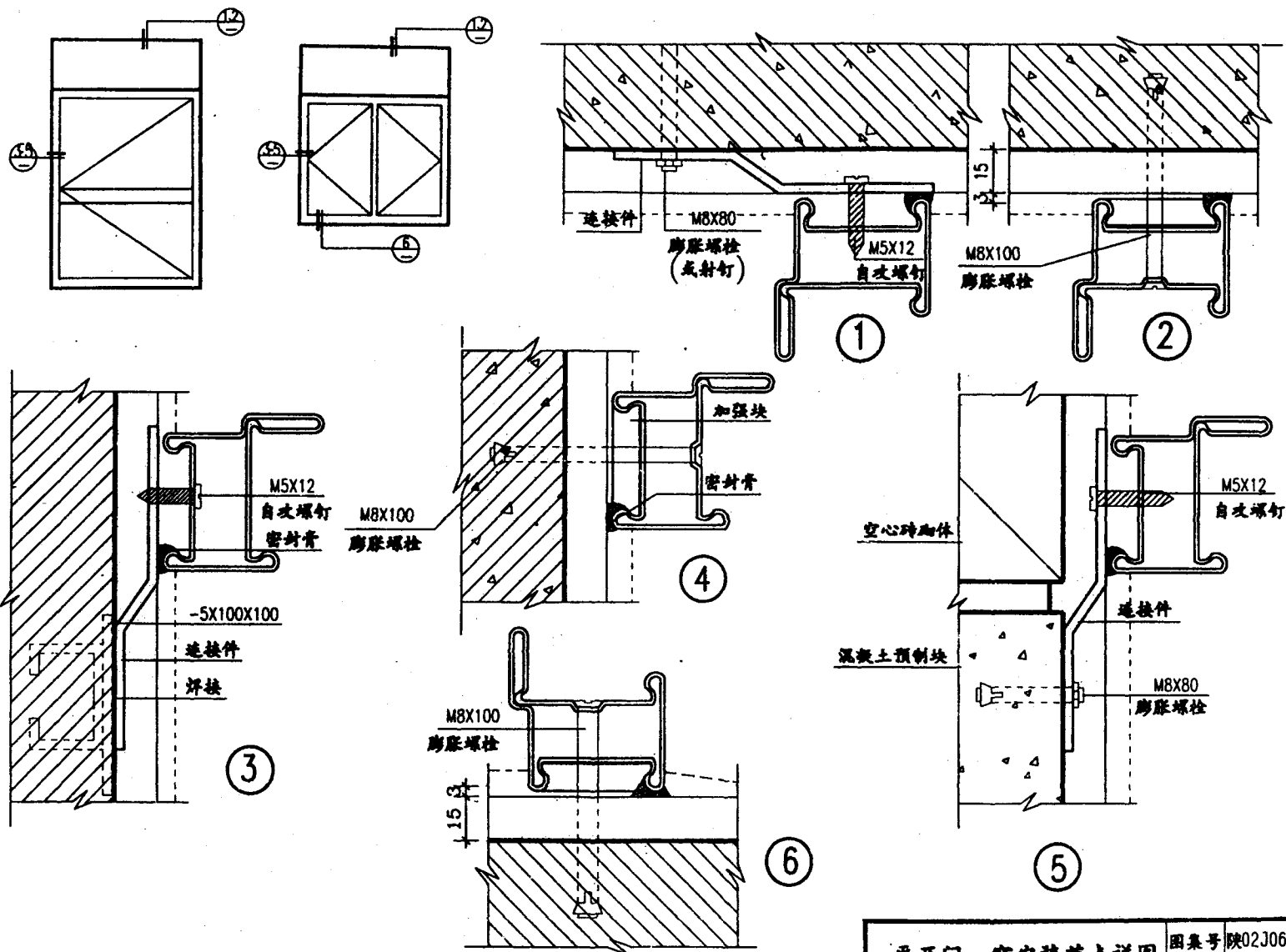
附纱推拉窗节点详图



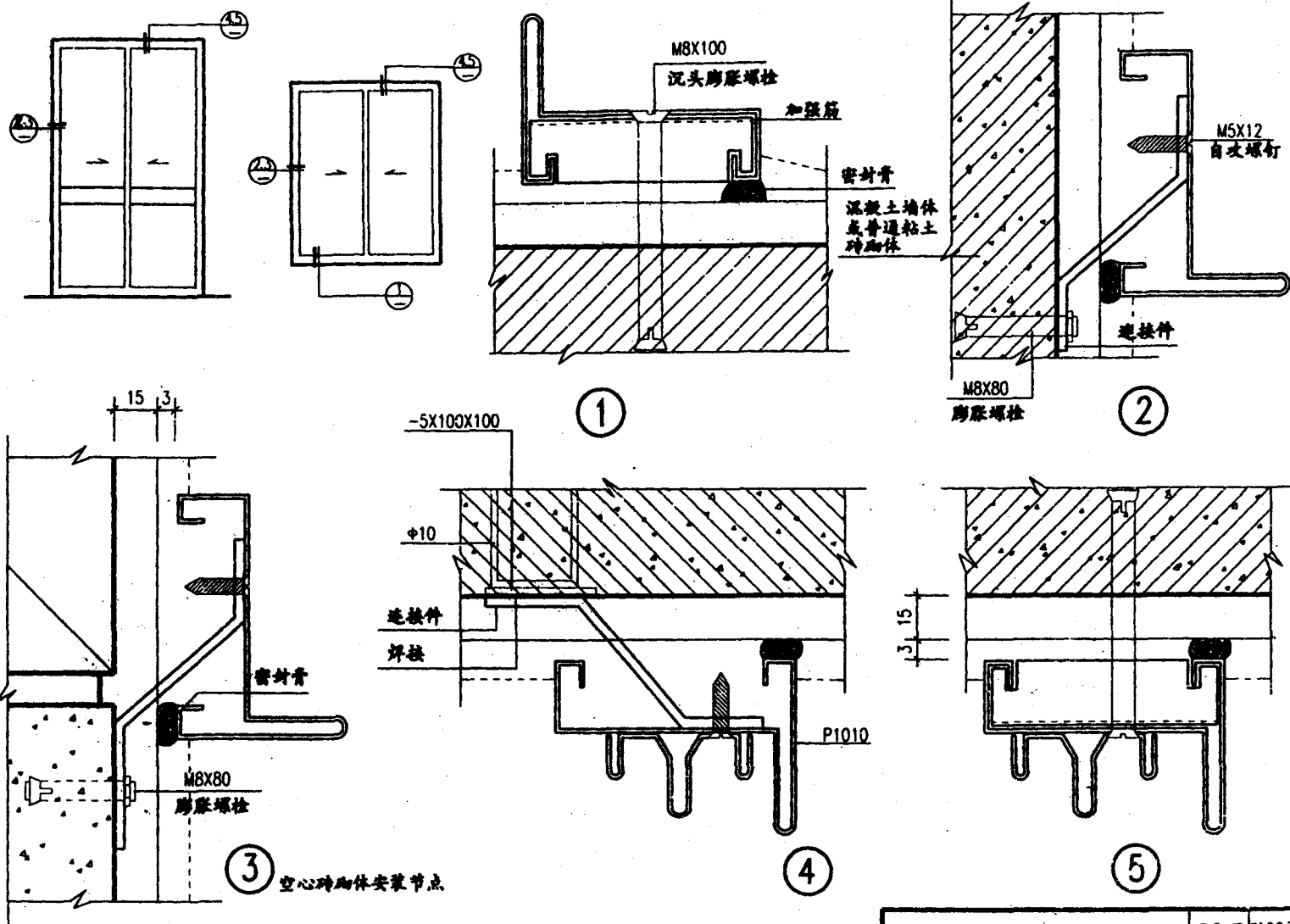
组合推拉窗拼接节点详图

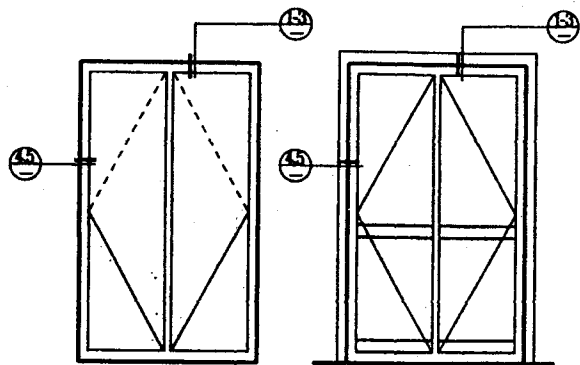






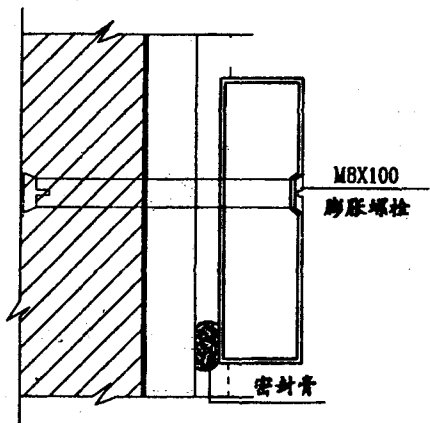
平开门、窗安装节点详图



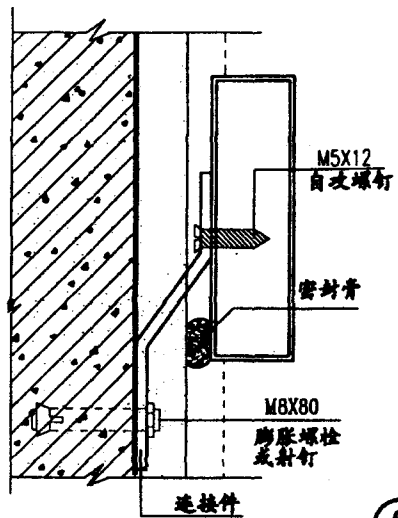


地弹簧门立面

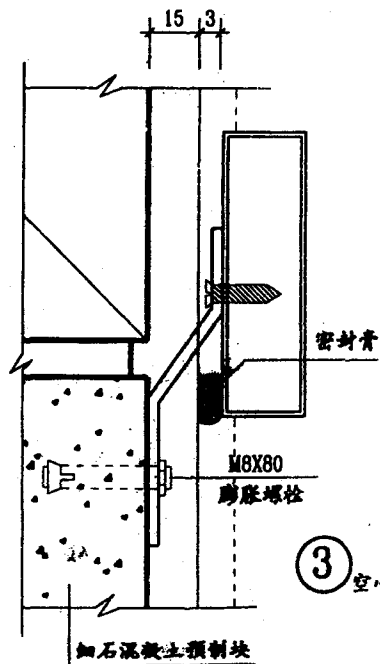
加附框平开门立面



①

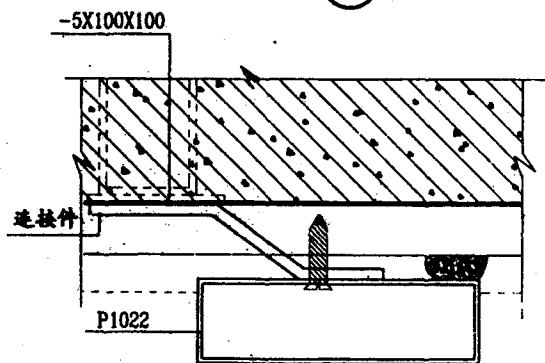


②

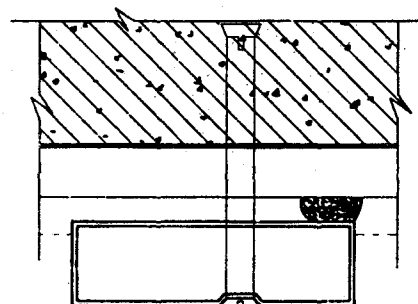


③

空心砖砌体安装节点

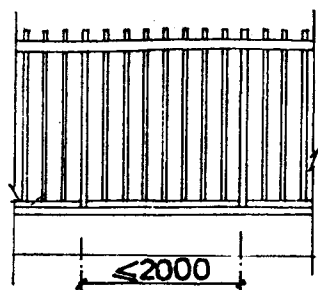


④

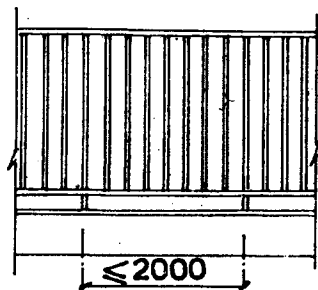


⑤

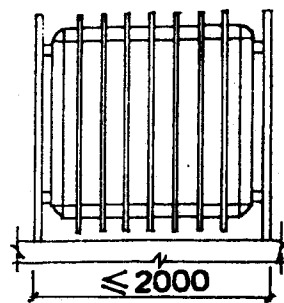
地弹簧门、附框  
安装节点详图



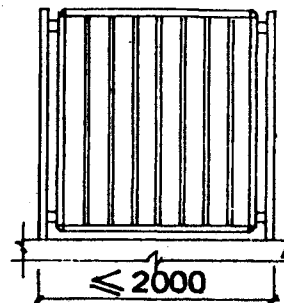
(A)



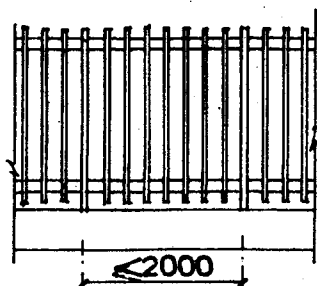
(B)



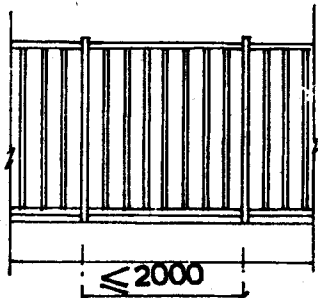
(F)



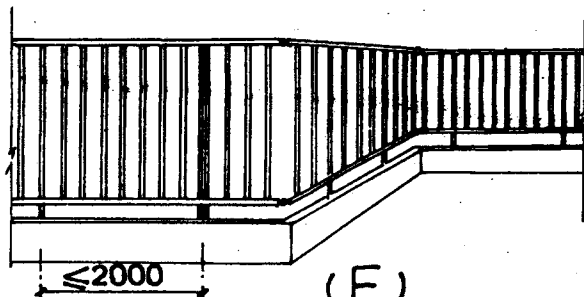
(G)



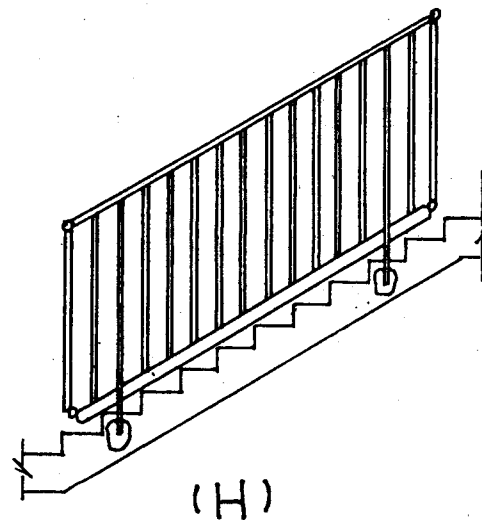
(C)



(D)



(E)



(H)